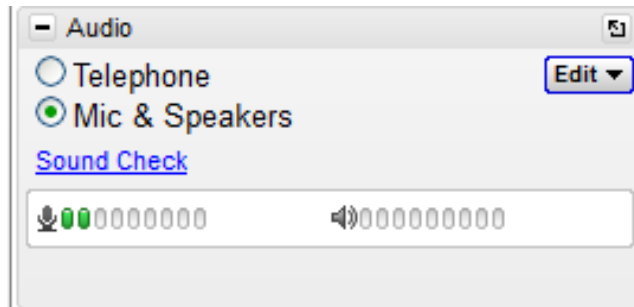
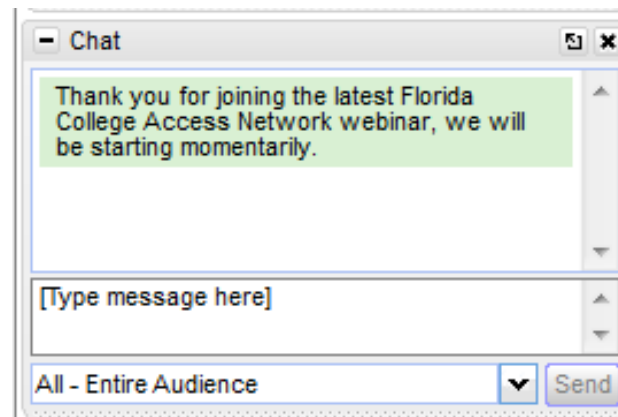


Thank you for joining us for today's webinar!

Check Audio: Click “Mic & Speakers” to use computer audio or Telephone to call conference line



To Ask Questions: Use the “Chat” feature in control panel



Note:

This webinar is being recorded, all webinar registrants will receive a link to view the webinar and slides used

Webinar: New Florida Degree Attainment Rate Data Release

FLORIDA COLLEGE ACCESS NETWORK



About the Florida College Access Network



Our Mission: To create and strengthen a statewide network that catalyzes and supports communities to improve college and career readiness, access, and completion for all students.

Our Vision: At least 60% of working-age Floridians will hold a high-quality post-secondary degree or credential by the year 2025.



Florida CAN's Guiding Values



College is postsecondary education

College readiness is career readiness

College is for everyone

College is a public good

Reaching Goal 2025 will require collective action

About the data



U.S. Census Bureau's American Community Survey

Ongoing survey that samples about 3.5 million addresses per year

Fully implemented in 2005

Collects data on wide range of demographic, social, economic and housing characteristics

Publishes annual estimates for approximately 7,000 geographic areas and population groups

www.census.gov/acs/www/data_documentation/areas_published/

About the data



research • communication • advocacy • support

U.S. Census Bureau's American Community Survey

ACS survey requests highest level of education attained in its questionnaire (sample to the right)

2013 1-year estimates published **today**

2013 3-year estimates published **late October**

2013 3-year estimates published **early December**

http://www.census.gov/acs/www/data_documentation/data_main/

11 What is the highest degree or level of school this person has **COMPLETED**? Mark (X) **ONE** box. If currently enrolled, mark the previous grade or highest degree received.

NO SCHOOLING COMPLETED

No schooling completed

NURSERY OR PRESCHOOL THROUGH GRADE 12

Nursery school

Kindergarten

Grade 1 through 11 - Specify grade 1 - 11

12th grade - **NO DIPLOMA**

HIGH SCHOOL GRADUATE

Regular high school diploma

GED or alternative credential

COLLEGE OR SOME COLLEGE

Some college credit, but less than 1 year of college credit

1 or more years of college credit, no degree

Associate's degree (for example: AA, AS)

Bachelor's degree (for example: BA, BS)

AFTER BACHELOR'S DEGREE

Master's degree (for example: MA, MS, MEng, MEd, MSW, MBA)

Professional degree beyond a bachelor's degree (for example: MD, DDS, DVM, LLB, JD)

Doctorate degree (for example: PhD, EdD)



research • communication • advocacy • support

Why is degree attainment important?

Since the 1970s the workforce has increasingly shed physical and repetitive jobs in favor of jobs requiring strong communications, problem-solving and technological skills that lead to increased quality, efficiency and innovation.

Florida-based LeRoy Collins Institute says as Baby Boomers retire and pave the way for new job opportunities, our state's economic prosperity will rest on our ability to develop the talent level of our future generations.

Both the state's and individuals path to upward mobility rests on our ability to increase access to postsecondary education and training opportunities.



Labor economists predict trend will continue into the future



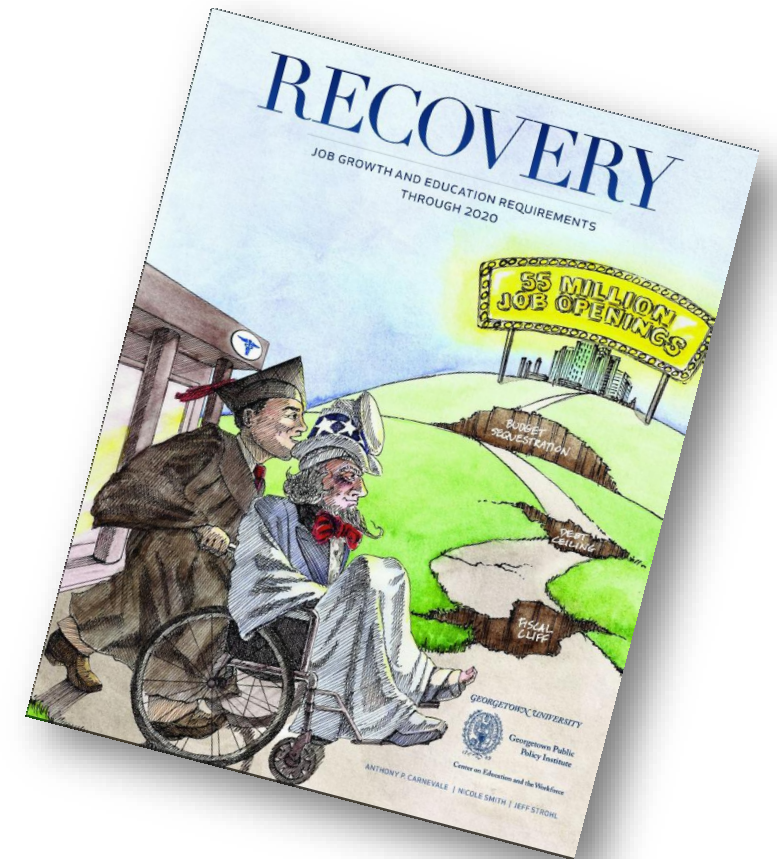
Georgetown University's Center on Education and the Workforce predicts 65% of Florida jobs by 2020 will require education beyond high school

"By 2020, 65% of all jobs will require postsecondary education and training, up from 28% in 1973"

"Jobs will return, but not everyone will be ready for them"

"The only thing more costly than having a college degree is not having a college degree"

"The highest job growth post-recession has been for those with some college experience or better"





research • communication • advocacy • support

Data dashboard released this summer

The BIG GOAL: Degree Attainment in Florida

The connection between a postsecondary education and economic opportunity has increasingly grown stronger over time as an increasing share of job openings require postsecondary education and training beyond high school. At our state's current pace, Florida stands to fall short the number of workers with a postsecondary education, which is why the Florida College Access Network has set a goal to increase the percentage of working-aged adult who earn a high-quality postsecondary degree or credential to 60% by the year 2025. How close is your community to the BIG GOAL? Use the dashboard below to view trends, make comparisons and inform work that can lead to progress in your region. Follow this link for accompanying data brief titled, *Recent Gains, Future Challenges: A Closer Look at Degree Attainment in Florida*: <http://bit.ly/1qmQgT2>

Dashboard Controls

Step 1: Select a Geographic Region (Ctrl + click for multiple selections)

[UNITED STATES](#)
[FLORIDA](#)
[Alachua](#)
[Baker](#)
[Bay](#)
[Bradford](#)

Step 2: Select Year

2012

Step 3: Select Age Range

25 to 64 years (Working-age adults)

Step 4: Highest Level of Education Attained

2-year degree or higher

Step 5: Use filters to the right to interact with data and charts

Population Estimate (2013): 8,483 (range 1 to 2,582,375)

Highest Level of Education Attained (%): 12.78% (range 1 to 54.36%)

Educational Attainment Rate Rank (1 = highest, includes Florida and U.S.): 1 (range 1 to 69)

*filters work best when viewing all regions, click reset at bottom of page to remove previous selections

Since 2000

Sortable Data Table

County	2000	2009	2010	2011	2012
UNITED STATES	33.77%	38.11%	38.32%	38.73%	39.40%
FLORIDA	32.40%	36.40%	36.50%	36.96%	38.08%
Alachua	51.42%	52.65%	54.14%	54.15%	54.36%
Baker	15.12%	15.84%	15.75%	14.59%	16.13%
Bay	27.14%	32.22%	31.95%	32.81%	33.58%
Bradford	15.25%	18.02%	16.50%	16.12%	14.70%
Brevard	36.41%	40.78%	40.01%	40.24%	40.29%
Broward	36.35%	41.48%	41.79%	42.02%	42.09%

Selected Economic Characteristics

Earnings

County	Less than high school graduate	High school graduate or equivalent	Associate's degree or some college	Bachelor's degree	Graduate professional degree
UNITED STATES	\$19,404	\$27,024	\$32,401	\$49,157	\$65,114
FLORIDA	\$17,446	\$24,512	\$30,604	\$41,876	\$57,311
Alachua	\$17,486	\$25,562	\$30,960	\$42,221	\$51,511
Baker	\$27,333	\$30,655	\$35,019	\$40,729	\$55,911
Bay	\$18,446	\$26,008	\$30,002	\$42,109	\$52,311
Bradford	\$18,951	\$30,243	\$30,914	\$36,786	\$42,511

Unemployment Rates

County	Less than high school graduate	High school graduate or equivalent	Associate's degree or some college	Bachelor's degree or higher	Av
UNITED STATES	14.2	10.1	8.0	4.2	
FLORIDA	17.8	12.5	9.5	5.6	
Alachua	20.4	7.7	6.5	3.0	
Baker	22.2	9.8	3.7	2.2	
Bay	18.4	7.9	8.4	4.1	
Bradford	35.2	14.4	7.8	12.6	

Educational Attainment Rates by County (Ctrl + click for multiple selections)

0.00% to 100.00%

By Race/Ethnicity

Highest Level of Education Attained (select to highlight)

- Bachelor's degree or higher
- High school graduate, GED, or alternative
- Some college or associate's degree
- Less than high school diploma

© OpenStreetMap contributors
To learn more about data included in this dashboard, visit the accompanying data addendum <http://bit.ly/1nBjUw>

Share | Download | +tableau

New Degree Attainment Rates



2012

Adults 25-64

Florida: 38.1%

United States: 39.4%

Young Adults 25-34

Florida: 37.9%

United States: 40.1%

2013

Adults 25-64

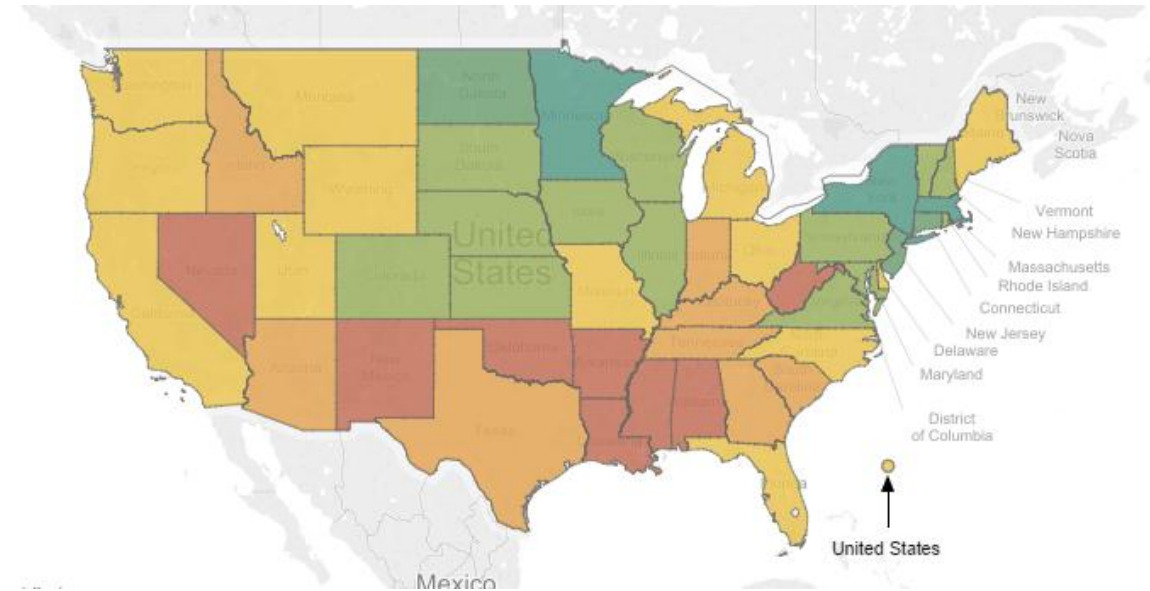
Florida: 38.6% (up 0.5%)

United States: 40.0% (up 0.6%)

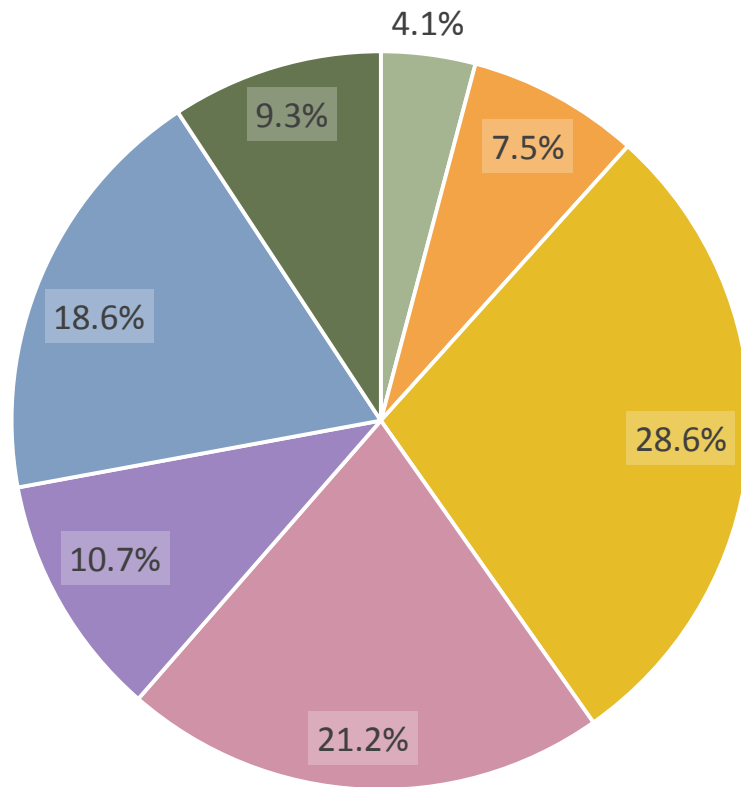
Young Adults 25-34

Florida: 38.7% (up 0.8%)

United States: 41.6% (up 1.5%)



Where are we now?



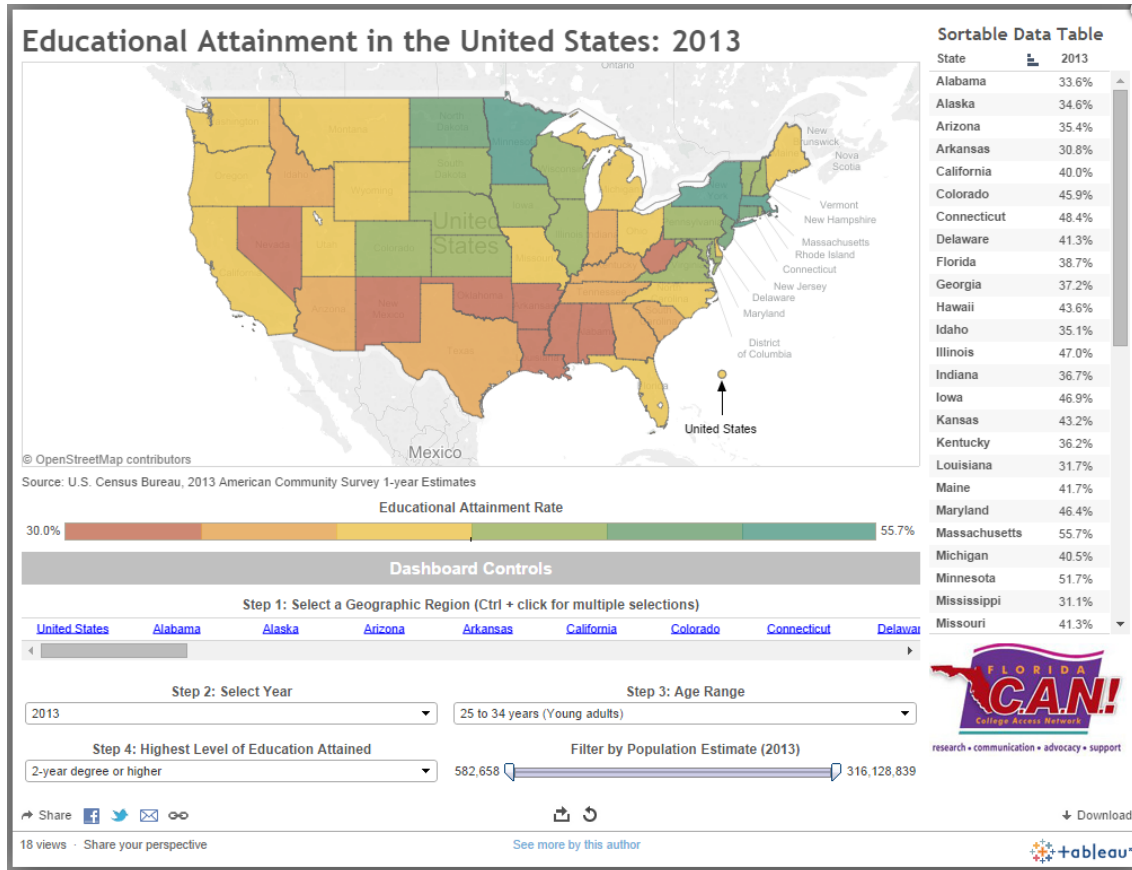
- Less than 9th grade
- 9th to 12th grade, no diploma
- High school graduate, GED, or alternative
- Some college, no degree
- Associate's degree
- Bachelor's degree
- Graduate or professional degree

Degree attainment notes:

38.6% of working-age adults (25-64) had a 2-year degree or higher in 2013

21.2% had some college but no degree (2.1 million adults)

Data dashboard for all states released today



For link visit:

<https://twitter.com/TroMiller>

Florida now ranks 30th in nation in degree attainment (29th in 2012)

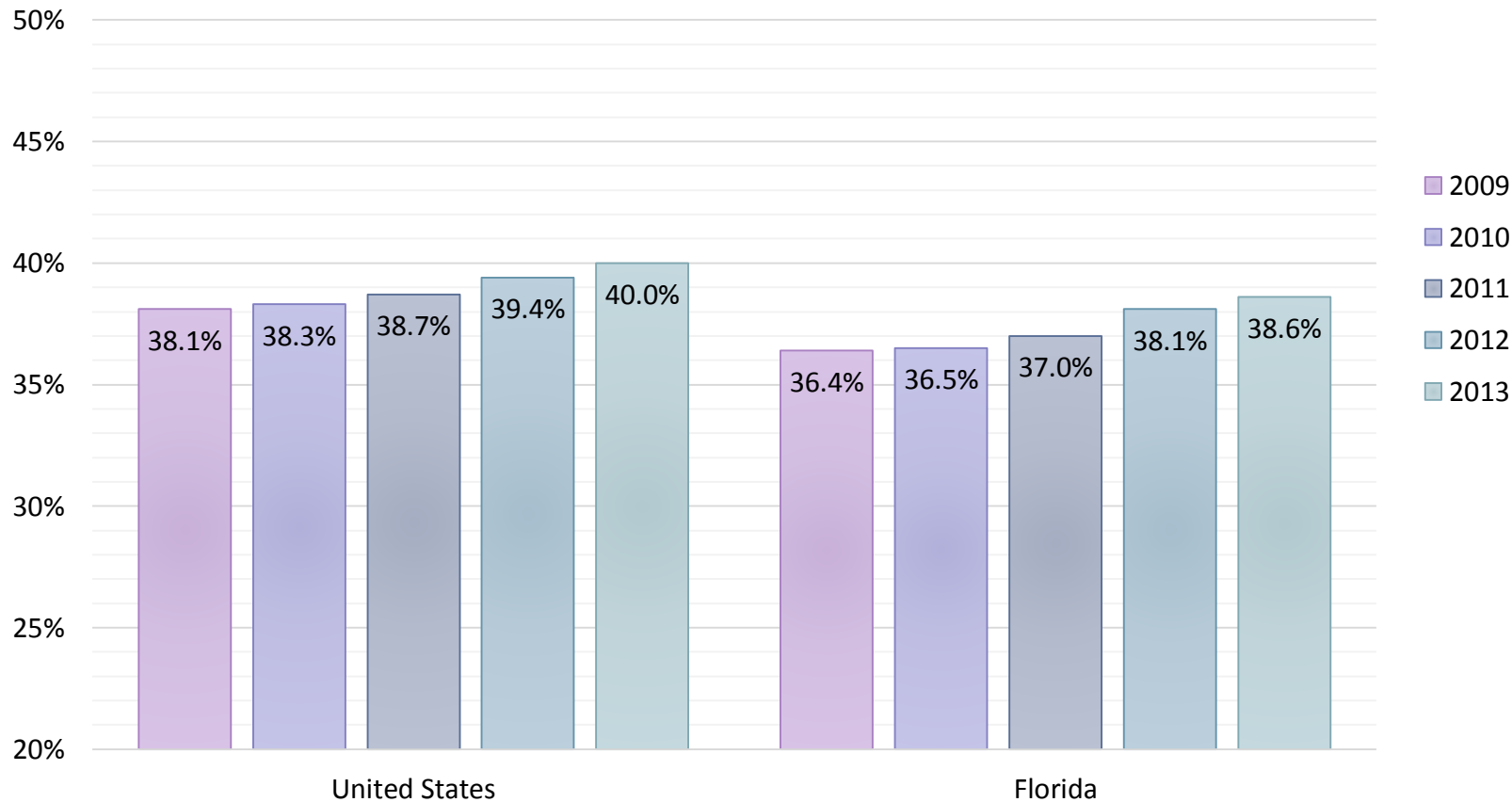


research • communication • advocacy • support

Where are we now?



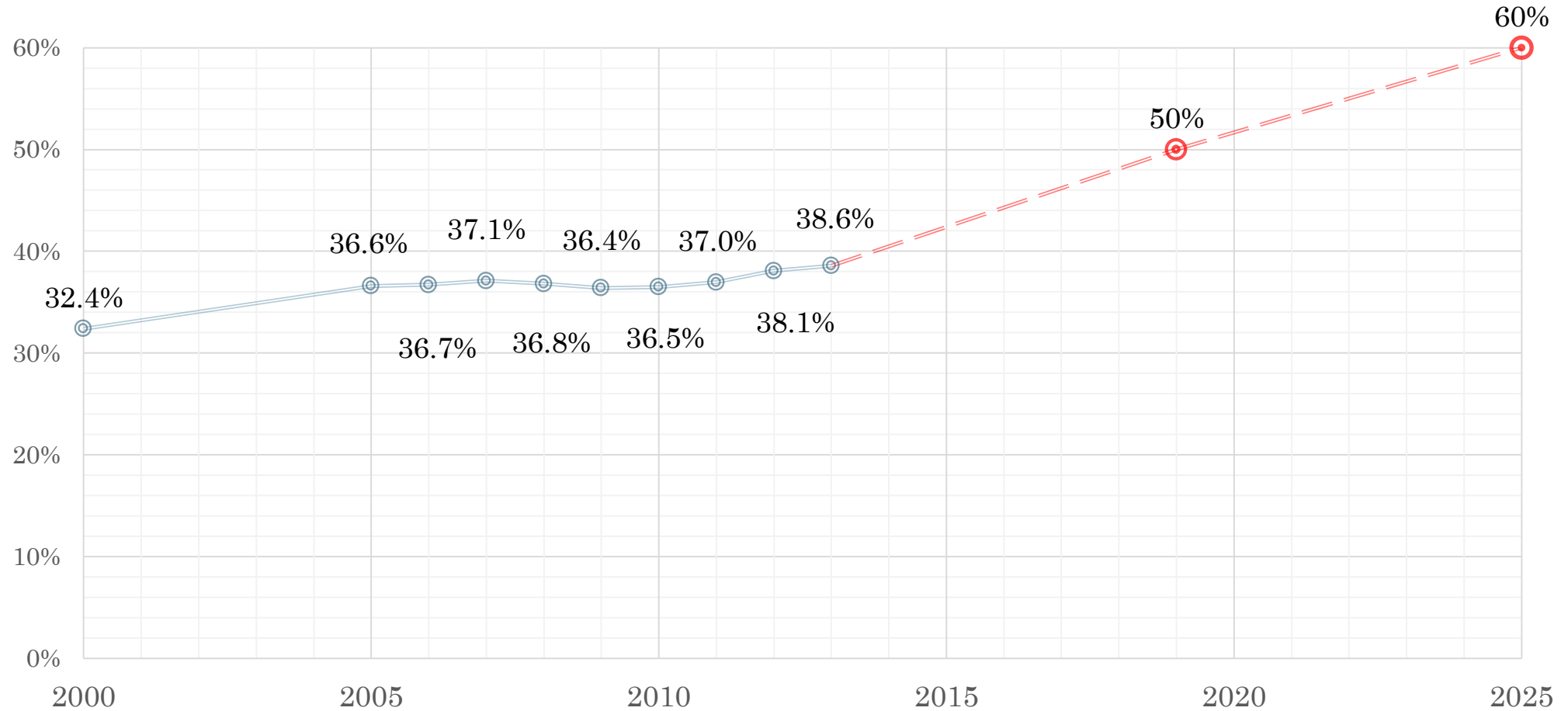
Degree Attainment Rate 5-Year Trend



1 year change:
0.5% increase is 26th
highest in the nation

5-year change:
2.2% increase is 14th
highest in the nation

Where are we now?



Positive trends in degree attainment



**Degree production up 26.5%
over past five years**

In total, Florida colleges and universities awarded 57,902 more certificates, AA and BA degrees in last 5 years

Most increase represented in associate's degree level at Florida College System institutions

Academic Year	Bachelor's Degrees	Associate's Degrees	Undergraduate certificates	Total	% Change
2012-13	94,304	100,910	81,547	276,761	1.1%
2011-12	90,979	102,559	80,283	273,821	6.3%
2010-11	85,946	87,068	84,596	257,610	6.6%
2009-10	83,145	79,179	79,447	241,771	10.5%
2008-09	79,946	70,450	68,463	218,859	5.7%

Source: Integrated Postsecondary Education Data System

Room for improvement



Florida Metropolitan Statistical Area (MSA)	Percent with at least an associate degree	Degree Attainment Rank (top 100 U.S. MSAs) ¹	Average Population (2010-12)	Population Rank (top 100 U.S. MSAs) ¹
Orlando-Kissimmee-Sanford	40.1%	49	2,179,420	26
Miami-Ft. Lauderdale-Pompano Beach	39.9%	52	5,677,408	8
Palm Bay-Melbourne-Titusville	39.6%	55	545,202	96
Tampa-St. Petersburg-Clearwater	38.2%	69	2,819,382	18
North Port-Bradenton-Sarasota	37.6%	71	710,883	73
Jacksonville	37.6%	72	1,362,650	41
Cape Coral-Fort Myers	31.8%	91	632,499	85
Lakeland-Winter Haven	27.9%	95	609,775	88

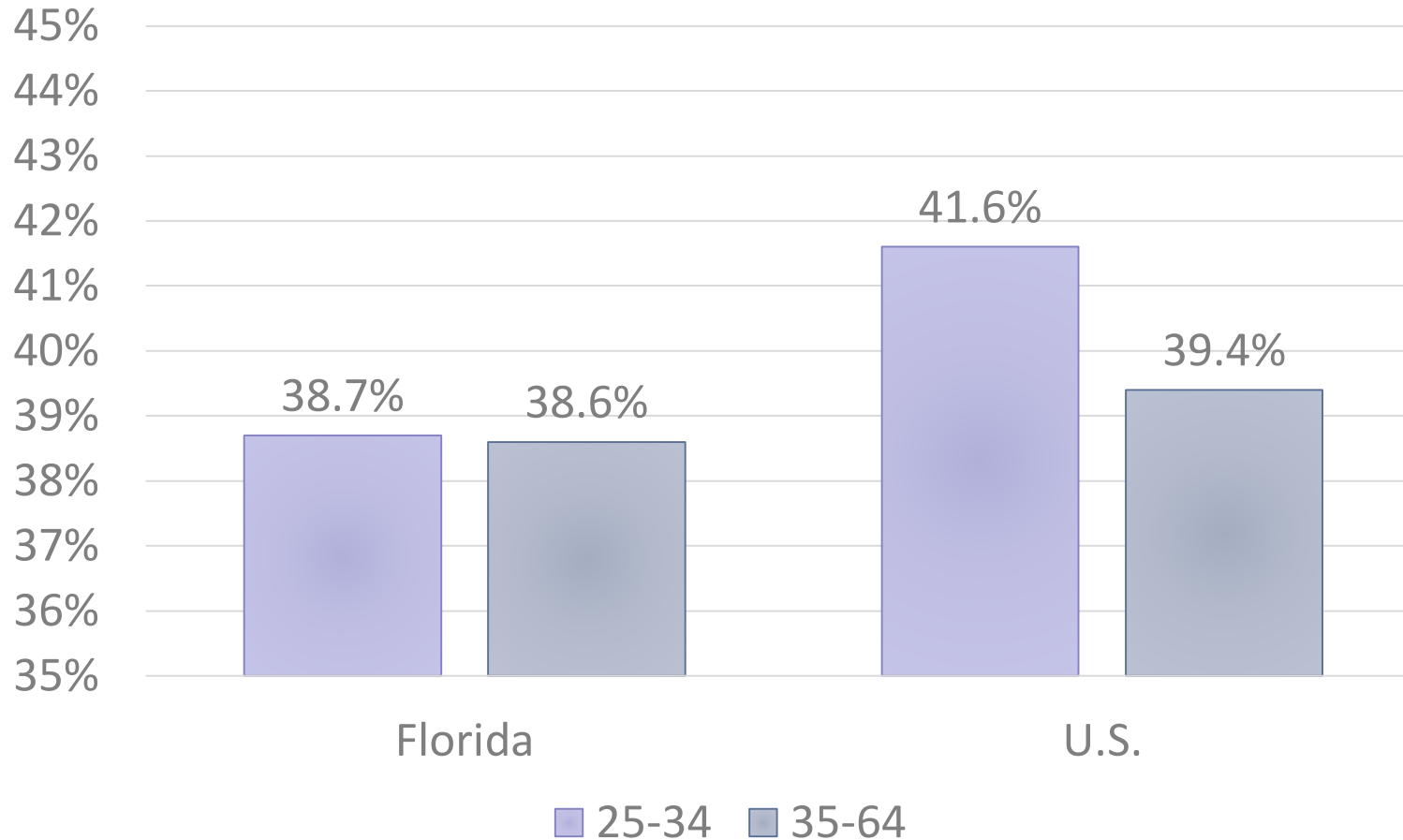
Among top 100 metro areas in the U.S....

Only 1 Florida metro area ranks in top 50

(2012 ACS data)

Source: A Stronger Nation through Higher Education, Lumina Foundation. ¹Rankings based on 100 most populous metropolitan regions in the continental U.S.

Room for improvement



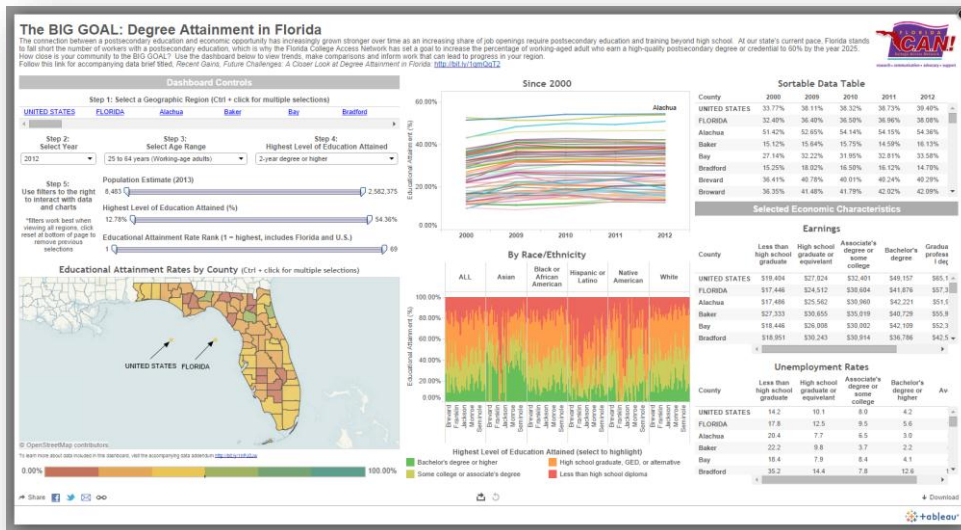
Degree Attainment by Age Range

Degree attainment rates for young adults in Florida are nearly the same as older adults, while younger adults in the U.S. have surpassed their older peers

(2013 ACS data)

For more on Florida's degree attainment rate

Read July 2014 data brief and data dashboard searchable by county, age range, racial/ethnic group, year, etc.



- ## Key Trends
- Degree Attainment (25-64 yr. olds): ↑ 1% to 38% in 2012, 5.7% since 2000
 - Disparities among Racial/Ethnic Groups: ↓ Whites (41.6%), Blacks (25.9%), Hispanics (31.2%)
 - Gender Gap (25-34 yr. olds): ↓ Men = 32.5%, Women = 43.4%
 - BA, AA, certificate production: ↑ 26.5% since 2008
 - Metro degree attainment: ↓ Only 1 of 8 largest metros in Florida rank top 50 in U.S. in attainment

Our July 2014 recommendations



research • communication • advocacy • support

Use data effectively to inform state and local policies and strategies

Provide incentives to keep more of our graduates in state

Expand our understanding and awareness of Florida's postsecondary options

Help Floridians better understand higher ed "ROI data"

Focus on initiatives that focus on adults with some credit but no degree





SAVE THE DATE

FLORIDA CITY LEADERS FORUM ON COLLEGE ACCESS AND SUCCESS

Tampa, Florida

Oct. 15, 2014 • 11:30 am – 4:30 pm

A well-educated workforce boosts a city's economic strength and quality of life, and city leaders play a vital role in expanding educational opportunities for their citizens. Florida city leaders are invited to join Tampa Mayor Bob Buckhorn, Florida College Access Network, and National League of Cities to a luncheon and unique forum exploring ways cities can enrich their local talent pool by advocating and supporting college and career readiness.

City leaders are also invited to an evening reception and the October 16 Summit on Florida College Access and Success!





SAVE THE DATE

FLORIDA COLLEGE ACCESS AND SUCCESS SUMMIT

October 15 - 16, 2014 • Tampa, Florida

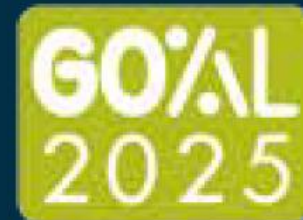
**Save the Date for the 3rd Annual Florida College
Access and Success Summit!**

Please join Florida C.A.N.! and leaders in K-12, higher education, nonprofits, government, business and philanthropy as we discuss current issues, policy and programmatic trends in postsecondary access and success.

Don't miss the opening reception on October 15th!



research • communication • advocacy • support

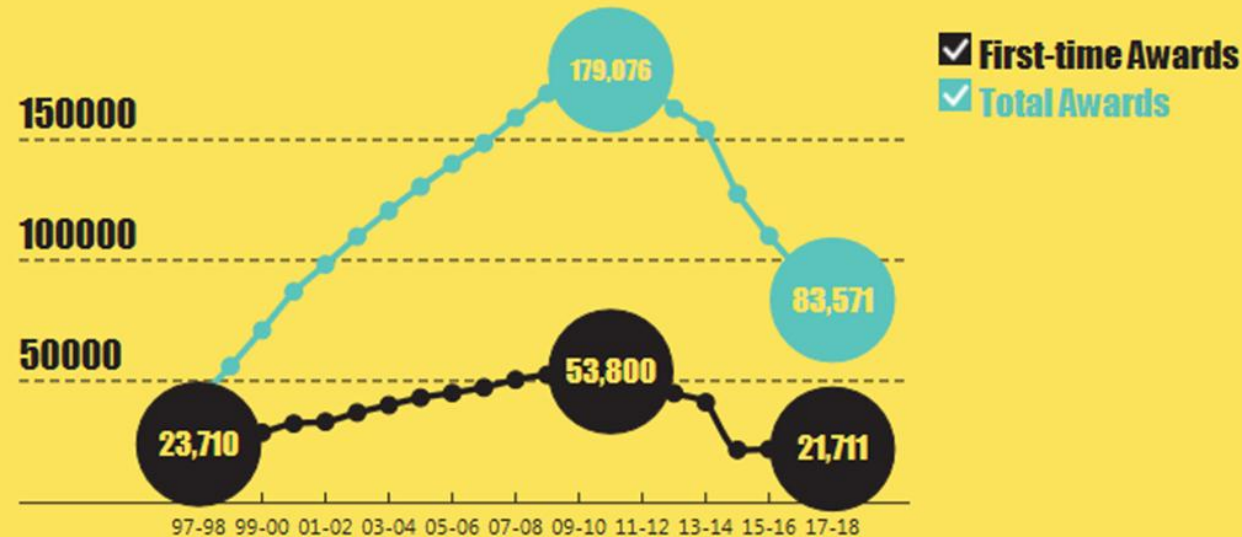


Read our April 2014 policy brief on Bright Futures...



research • communication • advocacy • support

Annual Bright Futures Awards to 2017-18



Average Bright Futures Award in 2012-13

\$1,915 /yr

An all-time low

Bright Futures once provided 1 in 3 high school graduates with a college scholarship. This year only 1 in 8 will earn one. To read more about how Bright Futures is changing, visit floridacollegeaccess.org/research-and-data/



Helios Education
Foundation



University of South
Florida

Our work is possible thanks to the generous contributions of our funding partners



research • communication • advocacy • support



Join the Goal 2025 Movement!

floridacollegeaccess.org

Twitter: @GOAL2025FLORIDA