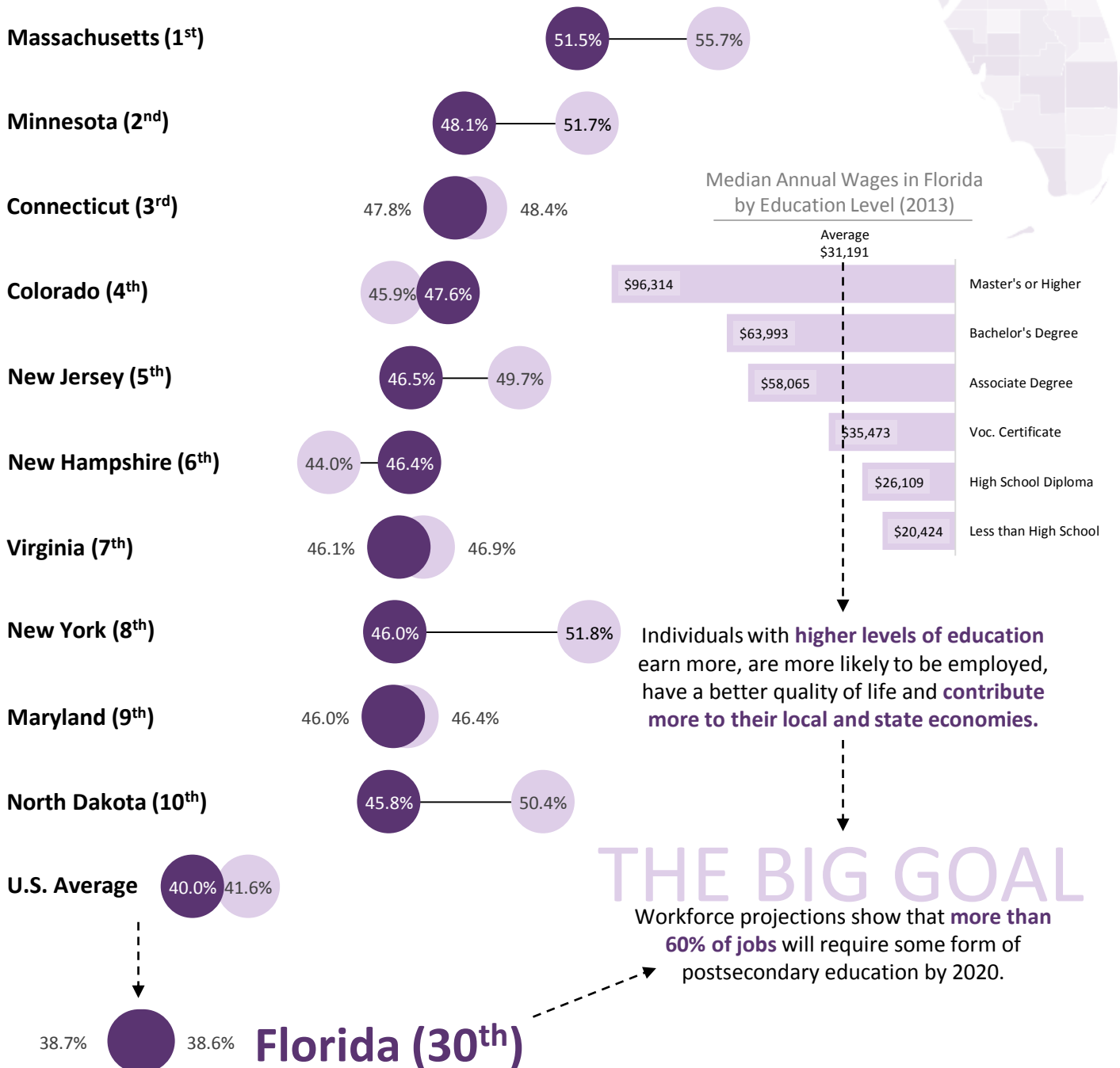


# Increased **degree attainment** will make a **STRONGER Florida**

*Despite recent improvements, Florida still lags national average*

Percent of **working age adults (25-64)** and **young adults (25-34)** with an associate's degree or higher in 2013



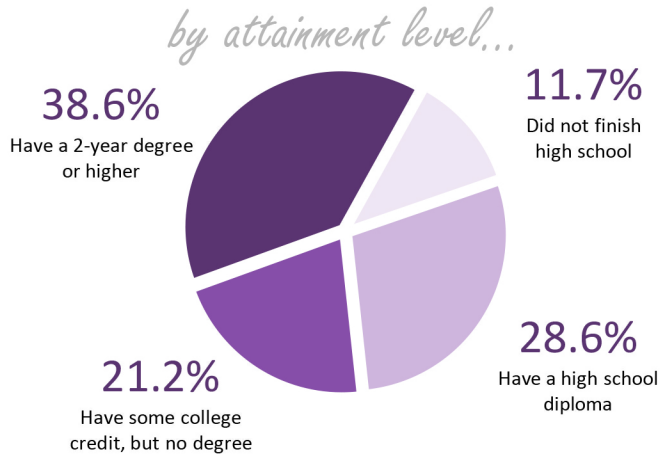
**Want more data?**  
Visit [floridacollegeaccess.org/research-and-data](http://floridacollegeaccess.org/research-and-data) for data dashboards, interactive maps and tables with state and local college access and success data.

The Florida College Access Network's mission is to create and strengthen a statewide network that catalyzes and supports communities to improve college & career preparation, access, and completion for all students. For more information, visit [www.floridacollegeaccess.org](http://www.floridacollegeaccess.org).

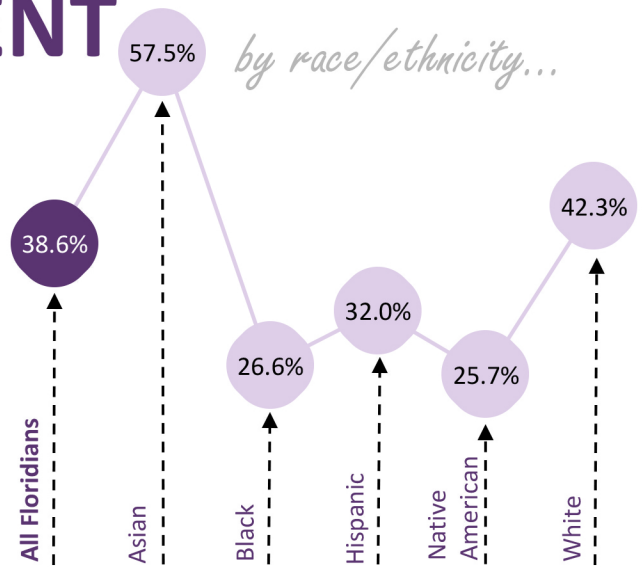


# DEGREE ATTAINMENT

by the numbers...



by race/ethnicity...



by county and age range...

County	25 to 34	25 to 64	County	25 to 34	25 to 64
Alachua	60.5%	53.3%	Lee	27.3%	32.7%
Baker	18.3%	17.0%	Leon	57.6%	54.8%
Bay	33.1%	33.4%	Levy	19.5%	18.7%
Bradford	14.2%	16.2%	Liberty	16.3%	16.5%
Brevard	38.4%	40.2%	Madison	19.0%	16.7%
Broward	42.3%	42.1%	Manatee	30.3%	36.8%
Calhoun	10.6%	14.2%	Marion	23.7%	27.5%
Charlotte	27.7%	31.7%	Martin	32.1%	41.2%
Citrus	17.7%	25.8%	Miami-Dade	39.9%	37.9%
Clay	35.3%	35.8%	Monroe	32.8%	37.1%
Collier	28.4%	36.1%	Nassau	28.5%	31.3%
Columbia	19.9%	23.4%	Okaloosa	36.2%	38.6%
DeSoto	6.5%	13.3%	Okeechobee	14.2%	17.5%
Dixie	10.6%	14.6%	Orange	44.0%	42.4%
Duval	39.4%	37.4%	Osceola	28.1%	29.5%
Escambia	36.9%	37.0%	Palm Beach	37.3%	42.1%
Flagler	33.5%	32.9%	Pasco	35.7%	34.3%
Franklin	11.2%	17.3%	Pinellas	39.6%	39.9%
Gadsden	17.2%	21.8%	Polk	27.3%	28.2%
Gilchrist	25.4%	23.3%	Putnam	15.9%	17.8%
Glades	12.7%	20.1%	Santa Rosa	36.6%	39.5%
Gulf	19.1%	20.7%	Sarasota	31.7%	39.1%
Hamilton	11.0%	16.9%	Seminole	45.9%	47.8%
Hardee	7.9%	12.5%	St. Johns	48.2%	51.7%
Hendry	13.0%	16.2%	St. Lucie	27.0%	29.5%
Hernando	24.8%	26.6%	Sumter	13.8%	28.4%
Highlands	18.3%	23.9%	Suwannee	16.0%	16.9%
Hillsborough	41.7%	40.9%	Taylor	18.5%	17.7%
Holmes	22.5%	19.5%	Union	17.3%	16.3%
Indian River	28.8%	34.9%	Volusia	32.7%	32.1%
Jackson	20.6%	23.1%	Wakulla	24.3%	26.4%
Jefferson	14.0%	23.0%	Walton	30.2%	30.7%
Lafayette	18.6%	19.0%	Washington	14.1%	16.8%
Lake	30.8%	30.3%			

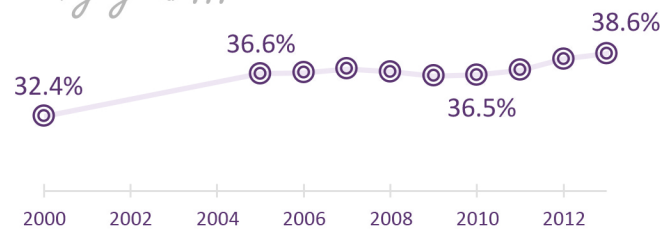
by metro...

Rank\* Metro

- #48 Palm Bay-Melbourne-Titusville: 40.6%
- #49 Orlando-Kissimmee-Sanford: 40.6%
- #50 Miami-Ft. Lauderdale-Pompano Beach: 40.5%
- #63 Tampa-St. Petersburg-Clearwater: 39.2%
- #67 Jacksonville: 38.4%
- #70 North Port-Bradenton-Sarasota: 38.2%
- #90 Cape Coral-Ft. Myers: 32.5%
- #95 Lakeland-Winter Haven: 27.9%

\*Of the top 100 most populated metro areas in the U.S., 3 Florida metros are ranked in the top 50 in degree attainment

by year...



## DATA NOTES

**Front page:** Percent of young and working age adults with a 2-year degree or higher by state: U.S. Census Bureau, 2013 American Community Survey 1-year estimate. Median annual wages in Florida by education level (2013): Florida Department of Economic Opportunity, Bureau of Labor Market Statistics.

**Back Page:** All data for Florida residents ages 25 to 64 unless otherwise labeled. By highest level of education attained: U.S. Census Bureau, 2013 American Community Survey 1-year estimate. By racial/ethnic group: U.S. Census Bureau, 2011-13 American Community Survey PUMS file from Lumina Foundation *Stronger Nation* report. By county: U.S. Census Bureau, 2013 American Community Survey 5-year estimates. By metro: U.S. Census Bureau, 2013 American Community Survey 3-year estimates. By year: U.S. Census Bureau, American Community Survey 1-year estimates for all years except 2000 (Census data).

The Florida College Access Network's mission is to create and strengthen a statewide network that catalyzes and supports communities to improve college & career preparation, access, and completion for all students. For more information, visit [www.floridacollegeaccess.org](http://www.floridacollegeaccess.org).

