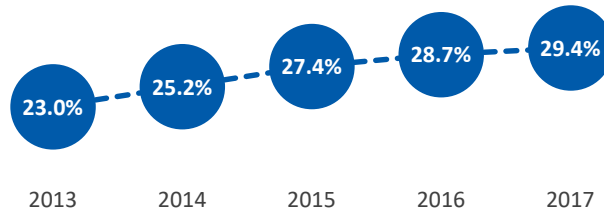


# DEGREE ATTAINMENT PROFILE

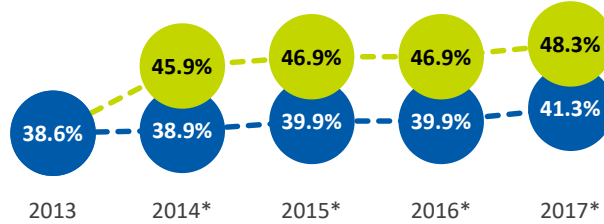
## Jefferson

Residents with a high-quality degree or credential <sup>1</sup>

**JEFFERSON**  
**29.4%** ↑ **6.4%**  
 since 2013  
 ranks 35<sup>th</sup> among all counties in Florida



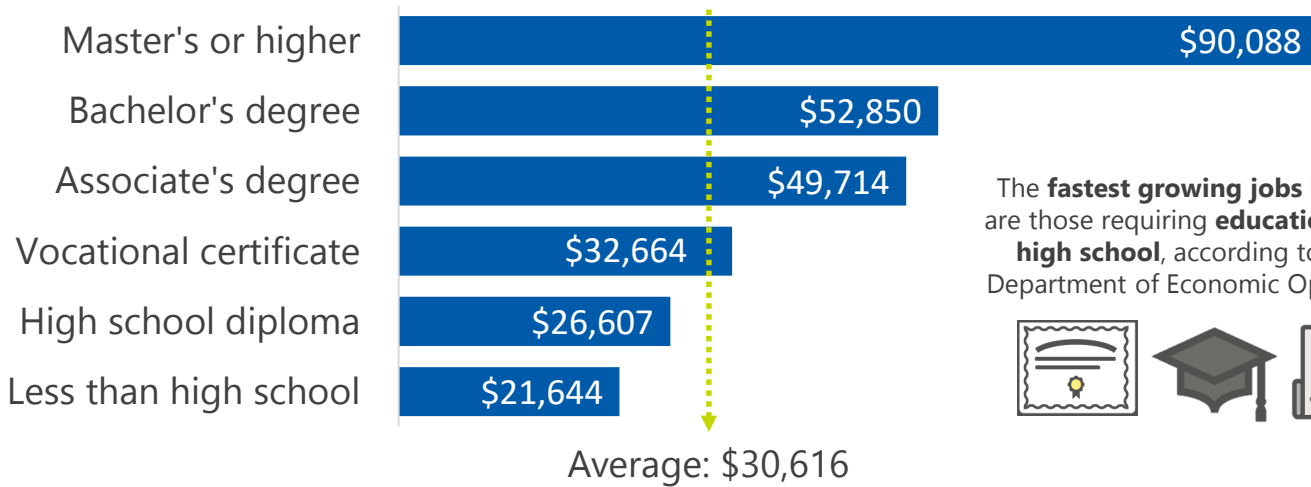
**FLORIDA**  
**48.3%** ↑ **9.7%**  
 since 2013  
 ranks 21<sup>st</sup> among all states in the U.S.



\*In addition to 41.3% of Floridians with an associate's degree or higher, an estimated **7% of Florida residents hold a workforce-relevant certificate**, according to Lumina Foundation. Certificate data are not yet available at the county level.

■ 2-year degree or higher ■ Includes workforce-relevant certificates

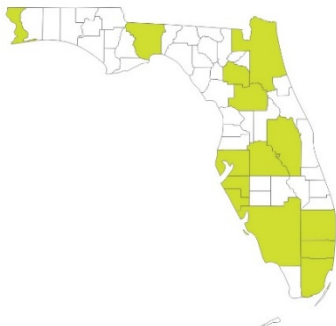
## Median wages for local workers by education/training level <sup>2</sup>



The **fastest growing jobs in Florida** are those requiring **education beyond high school**, according to Florida Department of Economic Opportunity.



## Local College Access Networks

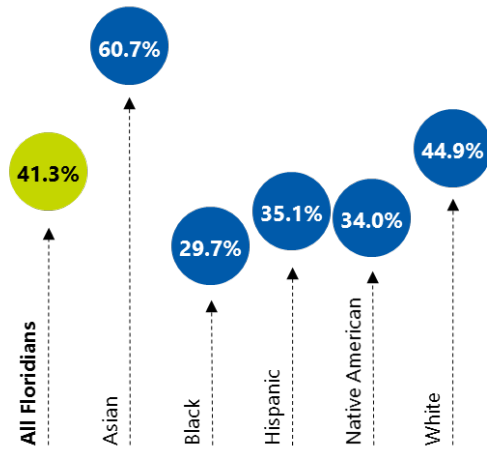


Local college access networks (LCANs) are organizations made up of community leaders who come together to create solutions and form partnerships to support local talent development. Currently, 78% of Floridians are supported by an LCAN.

# DEGREE ATTAINMENT PROFILE

## State of Florida

While 41.3% of all Floridians have a 2-year degree or higher, **differences in attainment exist by race and ethnicity...**



### Degree attainment by county & age group <sup>2</sup>

| County    | 25 to 34 | 25 to 64 | County       | 25 to 34 | 25 to 64 | County        | 25 to 34 | 25 to 64 |
|-----------|----------|----------|--------------|----------|----------|---------------|----------|----------|
| Alachua   | 59.8%    | 53.6%    | Hardee       | 10.2%    | 12.3%    | Okeechobee    | 19.8%    | 18.6%    |
| Baker     | 23.0%    | 21.8%    | Hendry       | 10.8%    | 14.3%    | Orange        | 48.7%    | 45.8%    |
| Bay       | 33.4%    | 34.0%    | Hernando     | 25.7%    | 29.4%    | Osceola       | 31.0%    | 31.2%    |
| Bradford  | 19.5%    | 19.8%    | Highlands    | 16.1%    | 25.7%    | Palm Beach    | 42.5%    | 44.4%    |
| Brevard   | 43.4%    | 43.2%    | Hillsborough | 44.7%    | 43.8%    | Pasco         | 39.7%    | 37.4%    |
| Broward   | 44.6%    | 43.9%    | Holmes       | 12.5%    | 17.2%    | Pinellas      | 42.8%    | 42.6%    |
| Calhoun   | 21.9%    | 15.1%    | Indian River | 32.4%    | 36.9%    | Polk          | 28.3%    | 29.3%    |
| Charlotte | 27.8%    | 30.8%    | Jackson      | 16.6%    | 20.8%    | Putnam        | 20.5%    | 18.6%    |
| Citrus    | 21.1%    | 26.0%    | Jefferson    | 18.6%    | 29.4%    | Santa Rosa    | 40.2%    | 42.1%    |
| Clay      | 34.5%    | 36.3%    | Lafayette    | 21.4%    | 20.3%    | Sarasota      | 35.5%    | 40.8%    |
| Collier   | 35.2%    | 38.8%    | Lake         | 36.0%    | 34.2%    | Seminole      | 56.0%    | 55.0%    |
| Columbia  | 25.0%    | 27.7%    | Lee          | 33.0%    | 35.5%    | St. Johns     | 49.4%    | 54.1%    |
| DeSoto    | 12.0%    | 13.3%    | Leon         | 59.8%    | 56.4%    | St. Lucie     | 28.1%    | 30.7%    |
| Dixie     | 12.5%    | 14.3%    | Levy         | 16.7%    | 19.6%    | Sumter        | 12.0%    | 31.6%    |
| Duval     | 42.2%    | 40.2%    | Liberty      | 15.7%    | 16.3%    | Suwannee      | 14.3%    | 19.5%    |
| Escambia  | 43.3%    | 41.8%    | Madison      | 27.6%    | 22.6%    | Taylor        | 15.1%    | 19.0%    |
| Flagler   | 34.6%    | 32.1%    | Manatee      | 32.5%    | 37.1%    | Union         | 11.5%    | 16.3%    |
| Franklin  | 9.3%     | 22.4%    | Marion       | 25.0%    | 27.9%    | Volusia       | 33.0%    | 34.4%    |
| Gadsden   | 19.5%    | 22.8%    | Martin       | 37.4%    | 43.4%    | Wakulla       | 18.4%    | 26.0%    |
| Gilchrist | 17.8%    | 25.3%    | Miami-Dade   | 43.7%    | 40.2%    | Walton        | 27.1%    | 34.5%    |
| Glades    | 14.3%    | 17.3%    | Monroe       | 40.4%    | 40.2%    | Washington    | 13.9%    | 17.9%    |
| Gulf      | 18.4%    | 24.8%    | Nassau       | 32.2%    | 35.0%    | Florida       | 42.2%    | 41.3%    |
| Hamilton  | 6.0%     | 14.9%    | Okaloosa     | 42.0%    | 41.6%    | United States | 44.7%    | 42.4%    |

### DATA NOTES

**Front Page** 1. County: High-quality degrees and credentials includes associate's degrees or higher for residents aged 25-64; U.S. Census Bureau, American Community Survey 5-year estimate, 2017; Florida: High-quality degrees and credentials include postsecondary certificates (after 2014) and associate's degree or higher for residents aged 25-64; U.S. Census Bureau, American Community Survey 1-year estimate, 2017 and Lumina Foundation Stronger Nation Report. 2. Median Earnings: Florida Department of Economic Opportunity, 2017.

**Back Page:** All data are for Florida residents ages 25 to 64 unless otherwise labeled. 1. Degree attainment by race/ethnicity: U.S. Census Bureau, 2015-17 American Community Survey PUMS file. 3. Degree attainment by county and age: U.S. Census Bureau, 2017 American Community Survey 5-year estimates.

The Florida College Access Network's mission is to create and strengthen a statewide network that catalyzes and supports communities to improve college and career preparation, access, and completion for all students. For more information, visit [www.floridacollegeaccess.org](http://www.floridacollegeaccess.org).