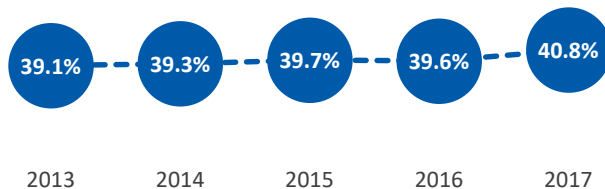


DEGREE ATTAINMENT PROFILE

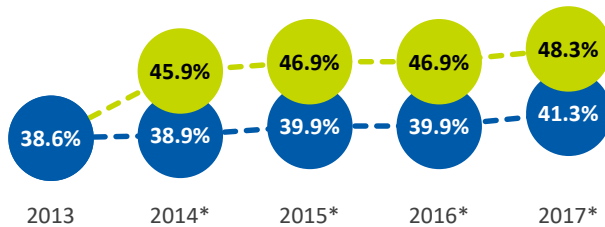
Sarasota

Residents with a high-quality degree or credential ¹

SARASOTA
40.8% ↑ 1.7%
 since 2013
 ranks 15th among all counties in Florida



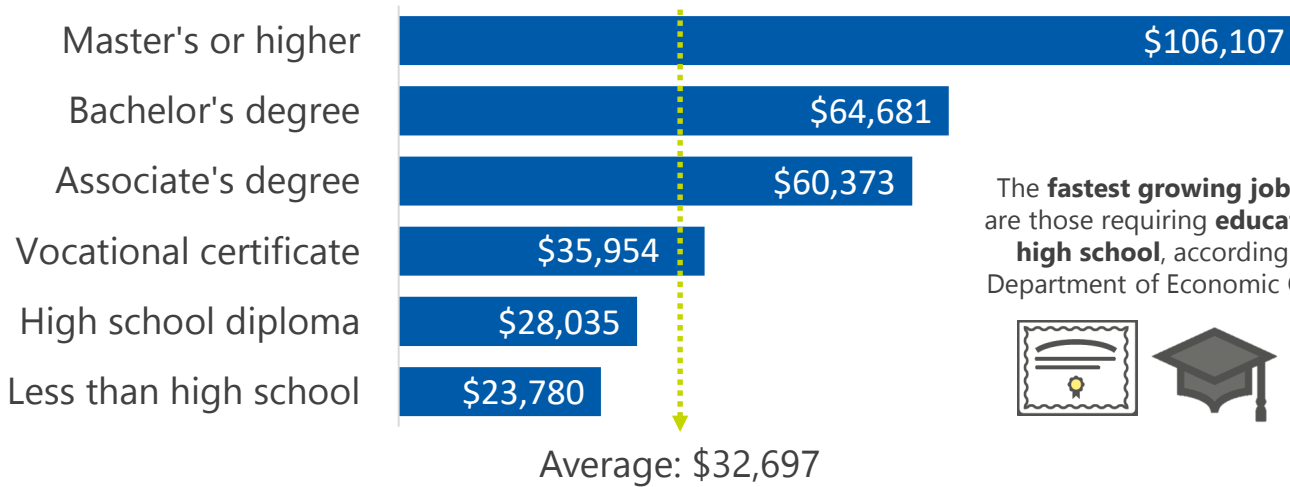
FLORIDA
48.3% ↑ 9.7%
 since 2013
 ranks 21st among all states in the U.S.



*In addition to 41.3% of Floridians with an associate's degree or higher, an estimated **7% of Florida residents hold a workforce-relevant certificate**, according to Lumina Foundation. Certificate data are not yet available at the county level.

■ 2-year degree or higher ■ Includes workforce-relevant certificates

Median wages for local workers by education/training level ²



The **fastest growing jobs in Florida** are those requiring **education beyond high school**, according to Florida Department of Economic Opportunity.



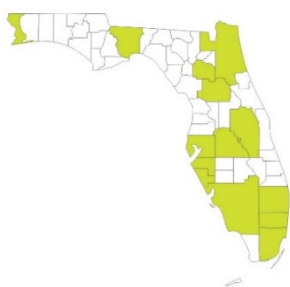
Local College Access Networks

Local college access networks (LCANs) are organizations made up of community leaders who come together to create solutions and form partnerships to support local talent development. Currently 78% of Floridians are supported by an LCAN.

LCANs serving Sarasota County include:

SARASOTA LCAN

floridacollegeaccess.org/local-college-access-networks/sarasota/



DEGREE ATTAINMENT PROFILE

State of Florida

While 41.3% of all Floridians have a 2-year degree or higher, **differences in attainment exist by race and ethnicity...**



Degree attainment by county & age group ²

County	25 to 34	25 to 64	County	25 to 34	25 to 64	County	25 to 34	25 to 64
Alachua	59.8%	53.6%	Hardee	10.2%	12.3%	Okeechobee	19.8%	18.6%
Baker	23.0%	21.8%	Hendry	10.8%	14.3%	Orange	48.7%	45.8%
Bay	33.4%	34.0%	Hernando	25.7%	29.4%	Osceola	31.0%	31.2%
Bradford	19.5%	19.8%	Highlands	16.1%	25.7%	Palm Beach	42.5%	44.4%
Brevard	43.4%	43.2%	Hillsborough	44.7%	43.8%	Pasco	39.7%	37.4%
Broward	44.6%	43.9%	Holmes	12.5%	17.2%	Pinellas	42.8%	42.6%
Calhoun	21.9%	15.1%	Indian River	32.4%	36.9%	Polk	28.3%	29.3%
Charlotte	27.8%	30.8%	Jackson	16.6%	20.8%	Putnam	20.5%	18.6%
Citrus	21.1%	26.0%	Jefferson	18.6%	29.4%	Santa Rosa	40.2%	42.1%
Clay	34.5%	36.3%	Lafayette	21.4%	20.3%	Sarasota	35.5%	40.8%
Collier	35.2%	38.8%	Lake	36.0%	34.2%	Seminole	56.0%	55.0%
Columbia	25.0%	27.7%	Lee	33.0%	35.5%	St. Johns	49.4%	54.1%
DeSoto	12.0%	13.3%	Leon	59.8%	56.4%	St. Lucie	28.1%	30.7%
Dixie	12.5%	14.3%	Levy	16.7%	19.6%	Sumter	12.0%	31.6%
Duval	42.2%	40.2%	Liberty	15.7%	16.3%	Suwannee	14.3%	19.5%
Escambia	43.3%	41.8%	Madison	27.6%	22.6%	Taylor	15.1%	19.0%
Flagler	34.6%	32.1%	Manatee	32.5%	37.1%	Union	11.5%	16.3%
Franklin	9.3%	22.4%	Marion	25.0%	27.9%	Volusia	33.0%	34.4%
Gadsden	19.5%	22.8%	Martin	37.4%	43.4%	Wakulla	18.4%	26.0%
Gilchrist	17.8%	25.3%	Miami-Dade	43.7%	40.2%	Walton	27.1%	34.5%
Glades	14.3%	17.3%	Monroe	40.4%	40.2%	Washington	13.9%	17.9%
Gulf	18.4%	24.8%	Nassau	32.2%	35.0%	Florida	42.2%	41.3%
Hamilton	6.0%	14.9%	Okaloosa	42.0%	41.6%	United States	44.7%	42.4%

DATA NOTES

Front Page 1. County: High-quality degrees and credentials includes associate's degrees or higher for residents aged 25-64; U.S. Census Bureau, American Community Survey 5-year estimate, 2017; Florida: High-quality degrees and credentials include postsecondary certificates (after 2014) and associate's degree or higher for residents aged 25-64; U.S. Census Bureau, American Community Survey 1-year estimate, 2017 and Lumina Foundation Stronger Nation Report. 2. Median Earnings: Florida Department of Economic Opportunity, 2017.

Back Page: All data are for Florida residents ages 25 to 64 unless otherwise labeled. 1. Degree attainment by race/ethnicity: U.S. Census Bureau, 2015-17 American Community Survey PUMS file. 3. Degree attainment by county and age: U.S. Census Bureau, 2017 American Community Survey 5-year estimates.

The Florida College Access Network's mission is to create and strengthen a statewide network that catalyzes and supports communities to improve college and career preparation, access, and completion for all students. For more information, visit www.floridacollegeaccess.org.