DEGREE ATTAINMENT PROFILE
Highlands

Residents with a high-quality degree or credential [1]

HIGHLANDS

24.7% ↔ -0.9% since 2014

ranks 43rd among all counties in Florida

FLORIDA

49.6% ↑ 3.7% since 2014

ranks 22nd among all states in the U.S.

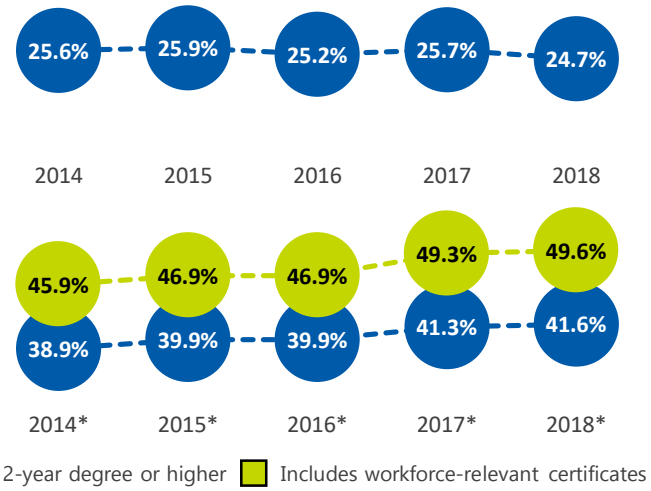

*An estimated **8% of Florida residents and 5.2% of U.S. residents hold a workforce-relevant certificate**, according to Lumina Foundation. Certificate data are not yet available at the county level.

Median wages for local workers by education/training level [2]

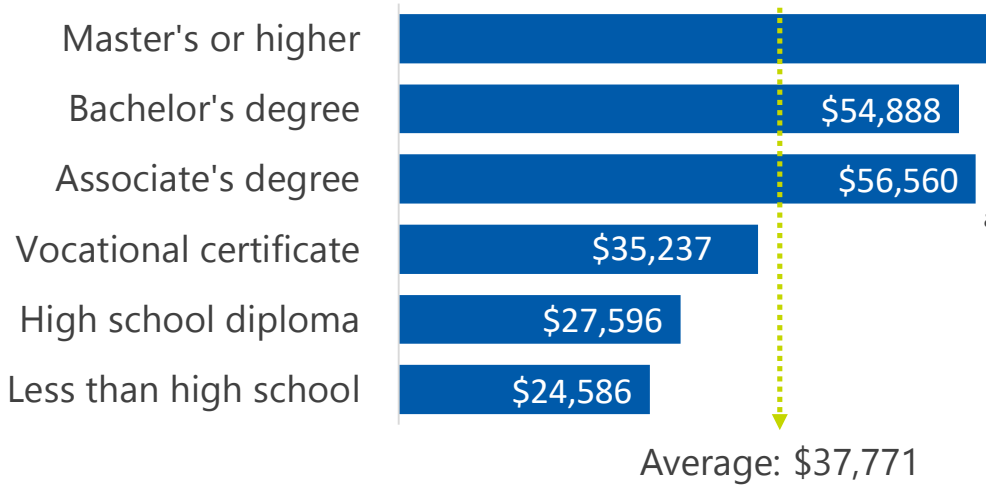

The **fastest growing jobs in Florida** are those requiring **education beyond high school**, according to Florida Department of Economic Opportunity.

Local College Access Networks

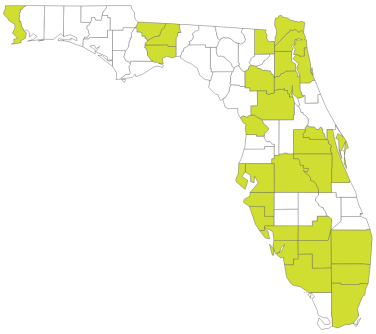

Local college access networks (LCANs) are organizations made up of community leaders who come together to create solutions and form partnerships to support local talent development. Currently, 82% of Floridians are supported by an LCAN.

DEGREE ATTAINMENT PROFILE

State of Florida

While 41.6% of all Floridians have a 2-year degree or higher, **differences in attainment exist by race and ethnicity...**

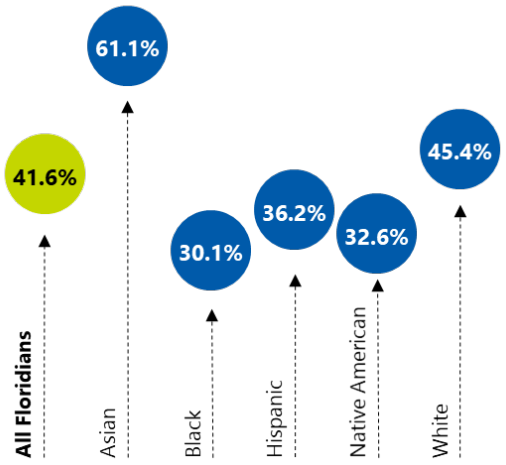

Degree attainment by county & age group [2]

County	25 to 34	25 to 64
Alachua	60.1%	55.1%
Baker	21.4%	22.6%
Bay	31.5%	34.1%
Bradford	19.9%	18.8%
Brevard	43.2%	44.0%
Broward	45.0%	44.2%
Calhoun	18.4%	15.1%
Charlotte	28.1%	31.0%
Citrus	22.6%	26.1%
Clay	36.4%	36.7%
Collier	35.3%	39.1%
Columbia	22.4%	27.1%
DeSoto	10.9%	13.4%
Dixie	13.1%	14.0%
Duval	42.4%	40.6%
Escambia	42.8%	41.9%
Flagler	36.6%	32.9%
Franklin	7.1%	21.9%
Gadsden	19.8%	22.1%
Gilchrist	20.8%	26.1%
Glades	12.0%	15.0%
Gulf	18.4%	24.0%
Hamilton	4.8%	13.1%

County	25 to 34	25 to 64
Hardee	13.4%	13.8%
Hendry	14.6%	14.6%
Hernando	26.5%	29.8%
Highlands	17.1%	24.7%
Hillsborough	45.4%	44.4%
Holmes	13.0%	16.3%
Indian River	30.4%	37.6%
Jackson	13.6%	19.6%
Jefferson	17.2%	28.4%
Lafayette	19.6%	18.6%
Lake	36.6%	34.7%
Lee	34.3%	36.1%
Leon	59.6%	56.5%
Levy	17.7%	22.9%
Liberty	19.6%	18.5%
Madison	28.2%	23.5%
Manatee	33.2%	37.1%
Marion	23.5%	27.2%
Martin	39.0%	44.6%
Miami-Dade	45.3%	41.4%
Monroe	42.1%	41.4%
Nassau	33.7%	36.1%
Okaloosa	42.5%	42.9%

County	25 to 34	25 to 64
Okeechobee	18.0%	18.4%
Orange	50.7%	47.2%
Osceola	34.9%	33.6%
Palm Beach	44.0%	45.1%
Pasco	39.6%	37.6%
Pinellas	43.2%	43.0%
Polk	28.9%	29.7%
Putnam	22.1%	19.7%
Santa Rosa	51.5%	55.1%
Sarasota	30.1%	31.0%
Seminole	41.7%	43.5%
St. Johns	37.4%	41.9%
St. Lucie	56.7%	55.4%
Sumter	12.5%	30.8%
Suwannee	16.7%	20.9%
Taylor	12.7%	17.2%
Union	14.8%	18.2%
Volusia	33.6%	35.7%
Wakulla	21.8%	26.9%
Walton	31.8%	35.9%
Washington	12.9%	16.7%
Florida	42.5%	41.6%
United States	45.2%	43.2%

DATA NOTES

Front Page 1. County: High-quality degrees and credentials includes associate's degrees or higher for residents aged 25-64; U.S. Census Bureau, American Community Survey 5-year estimate, 2018; Florida: High-quality degrees and credentials include postsecondary certificates (after 2014) and associate's degree or higher for residents aged 25-64; U.S. Census Bureau, American Community Survey 1-year estimate, 2018 and Lumina Foundation Stronger Nation Report. 2. Average Earnings: Florida Department of Economic Opportunity, 2018.

Back Page: All data are for Florida residents ages 25 to 64 unless otherwise labeled. 1. Degree attainment by race/ethnicity: U.S. Census Bureau, 2016-18 American Community Survey PUMS file. 3. Degree attainment by county and age: U.S. Census Bureau, 2018 American Community Survey 5-year estimates.

The Florida College Access Network's mission is to create and strengthen a statewide network that catalyzes and supports communities to improve college and career preparation, access, and completion for all students. For more information, visit www.floridacollegeaccess.org.

FLORIDA COLLEGE ACCESS NETWORK