

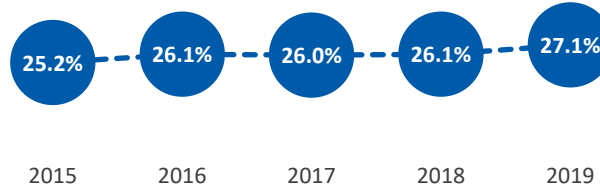
DEGREE ATTAINMENT PROFILE

Citrus County Coalition for College & Career

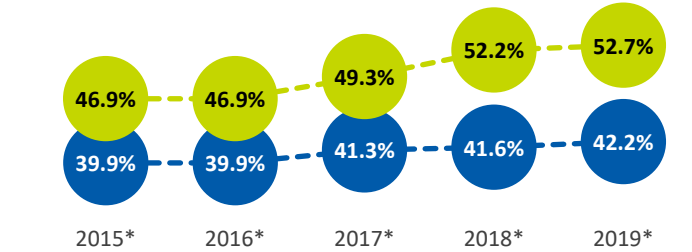


Residents with a high-quality degree or credential ¹

CITRUS
27.1% ↑ 1.9% since 2015
 ranks 40th among all counties in Florida



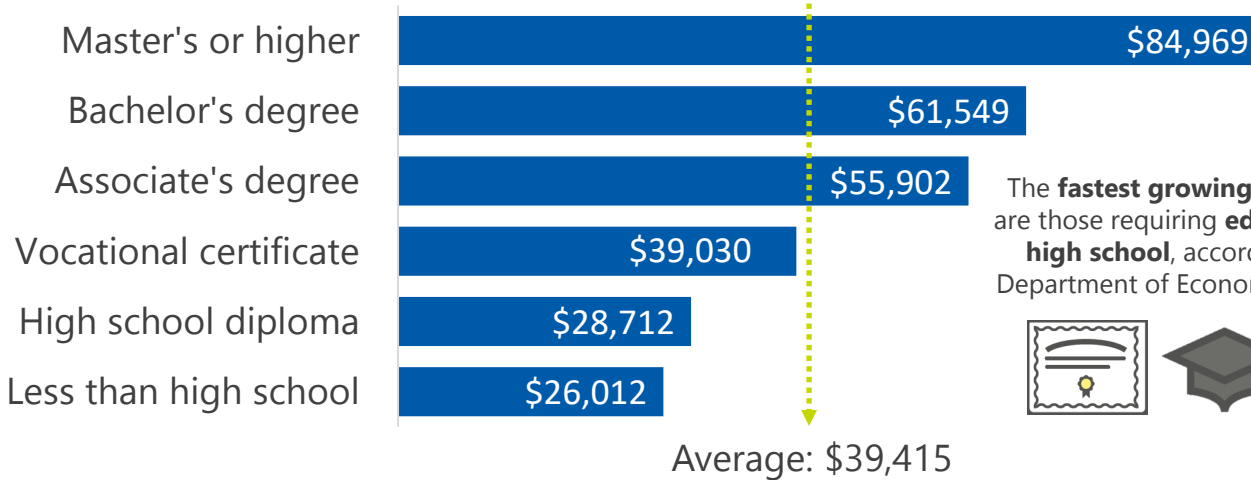
FLORIDA
52.7% ↑ 5.8% since 2015



*An estimated 10.5% of Florida residents and 8.1% of U.S. residents hold a workforce-relevant short-term credential, according to Lumina Foundation. Short-term credential data are not yet available at the county level.

■ 2-year degree or higher ■ Includes workforce-relevant certificates

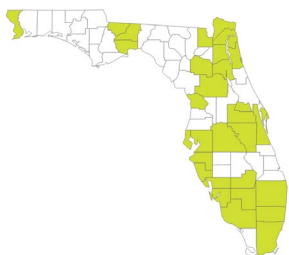
Average wages for local workers by education/training level ²



The **fastest growing jobs in Florida** are those requiring **education beyond high school**, according to Florida Department of Economic Opportunity.



Local College Access Networks



Local college access networks (LCANs) are organizations made up of community leaders who come together to create solutions and form partnerships to support local talent development. Currently, 82% of Floridians are supported by an LCAN.



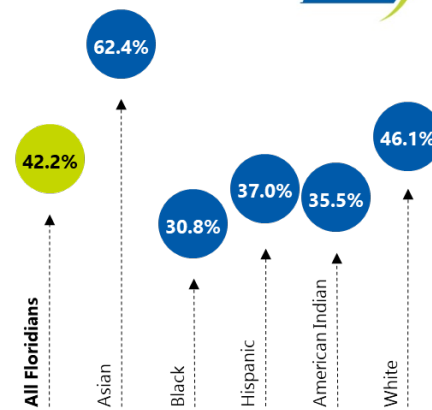
**CITRUS COUNTY COALITION
 FOR COLLEGE & CAREER**

DEGREE ATTAINMENT PROFILE



State of Florida

While 42.2% of all Floridians have a 2-year degree or higher, **differences in attainment exist by race and ethnicity...**



Degree attainment by county & age group²

| County | 25 to 34 | 25 to 64 | County | 25 to 34 | 25 to 64 | County | 25 to 34 | 25 to 64 |
|-----------|----------|----------|--------------|----------|----------|------------|----------|----------|
| Alachua | 59.7% | 56.3% | Hardee | 14.0% | 14.5% | Okeechobee | 18.8% | 18.6% |
| Baker | 21.4% | 23.2% | Hendry | 14.6% | 16.2% | Orange | 51.6% | 47.8% |
| Bay | 33.7% | 35.4% | Hernando | 24.9% | 30.0% | Osceola | 36.3% | 35.6% |
| Bradford | 17.7% | 17.1% | Highlands | 19.6% | 24.5% | Palm Beach | 45.0% | 46.2% |
| Brevard | 43.9% | 44.8% | Hillsborough | 46.2% | 45.3% | Pasco | 38.2% | 38.0% |
| Broward | 45.2% | 44.5% | Holmes | 13.4% | 16.3% | Pinellas | 44.4% | 43.8% |
| Calhoun | 20.8% | 15.0% | Indian River | 32.7% | 37.2% | Polk | 30.3% | 30.4% |
| Charlotte | 26.6% | 31.2% | Jackson | 15.4% | 19.2% | Putnam | 20.4% | 19.8% |
| Citrus | 23.1% | 27.1% | Jefferson | 17.5% | 27.6% | Santa Rosa | 40.6% | 42.8% |
| Clay | 39.3% | 38.3% | Lafayette | 18.0% | 14.8% | Sarasota | 37.7% | 42.5% |
| Collier | 36.1% | 39.4% | Lake | 37.9% | 36.2% | Seminole | 57.2% | 56.0% |
| Columbia | 22.2% | 25.4% | Lee | 33.9% | 36.1% | St. Johns | 52.2% | 55.7% |
| DeSoto | 10.7% | 13.4% | Leon | 60.0% | 56.5% | St. Lucie | 31.3% | 31.7% |
| Dixie | 14.2% | 15.5% | Levy | 21.9% | 24.2% | Sumter | 12.3% | 29.3% |
| Duval | 42.8% | 41.3% | Liberty | 22.7% | 18.7% | Suwannee | 23.7% | 23.4% |
| Escambia | 41.9% | 40.4% | Madison | 23.9% | 24.1% | Taylor | 13.4% | 17.4% |
| Flagler | 33.5% | 33.6% | Manatee | 34.0% | 37.9% | Union | 16.9% | 18.3% |
| Franklin | 9.2% | 22.9% | Marion | 25.2% | 28.0% | Volusia | 34.6% | 36.5% |
| Gadsden | 22.8% | 22.8% | Martin | 37.4% | 45.0% | Wakulla | 24.5% | 25.8% |
| Gilchrist | 19.5% | 25.2% | Miami-Dade | 46.3% | 42.5% | Walton | 31.7% | 35.8% |
| Glades | 10.3% | 13.5% | Monroe | 41.5% | 42.4% | Washington | 16.3% | 17.9% |
| Gulf | 24.0% | 27.4% | Nassau | 30.5% | 36.0% | Florida | 42.7% | 42.2% |
| Hamilton | 6.3% | 11.4% | Okaloosa | 43.7% | 43.4% | U.S. | 45.8% | 43.8% |

DATA NOTES

Front Page 1. County: High-quality degrees and credentials includes associate’s degrees or higher for residents aged 25-64; U.S. Census Bureau, American Community Survey 5-year estimate, 2019; Florida: High-quality degrees and credentials include postsecondary certificates (after 2014) and associate’s degree or higher for residents aged 25-64; U.S. Census Bureau, American Community Survey 1-year estimate, 2019 and Lumina Foundation Stronger Nation Report. 2. Average Earnings: Florida Department of Economic Opportunity, 2019.

Back Page: All data are for Florida residents ages 25 to 64 unless otherwise labeled. 1. Degree attainment by race/ethnicity: U.S. Census Bureau, 2017-19 American Community Survey PUMS file. 3. Degree attainment by county and age: U.S. Census Bureau, 2019 American Community Survey 5-year estimates.

The Florida College Access Network leads the collaborative movement to ensure every Floridian achieves an education beyond high school and a rewarding career. We envision a Florida working together where education is the pathway to economic mobility for all. For more information, visit www.floridacollegeaccess.org.

