

# DEGREE ATTAINMENT PROFILE



## FutureMakers Coalition

Residents with a high-quality degree or credential <sup>1</sup>

**CHARLOTTE**  
**31.2%** 1.5% since 2015  
 ranks 33<sup>rd</sup> among all counties in Florida

**COLLIER**  
**39.4%** ↑ 1.6% since 2015  
 ranks 19<sup>th</sup> among all counties in Florida

**GLADES**  
**13.9%** ↓ -3.9% since 2015  
 ranks 65<sup>th</sup> among all counties in Florida

**HENDRY**  
**15.2%** 0.5% since 2015  
 ranks 60<sup>th</sup> among all counties in Florida

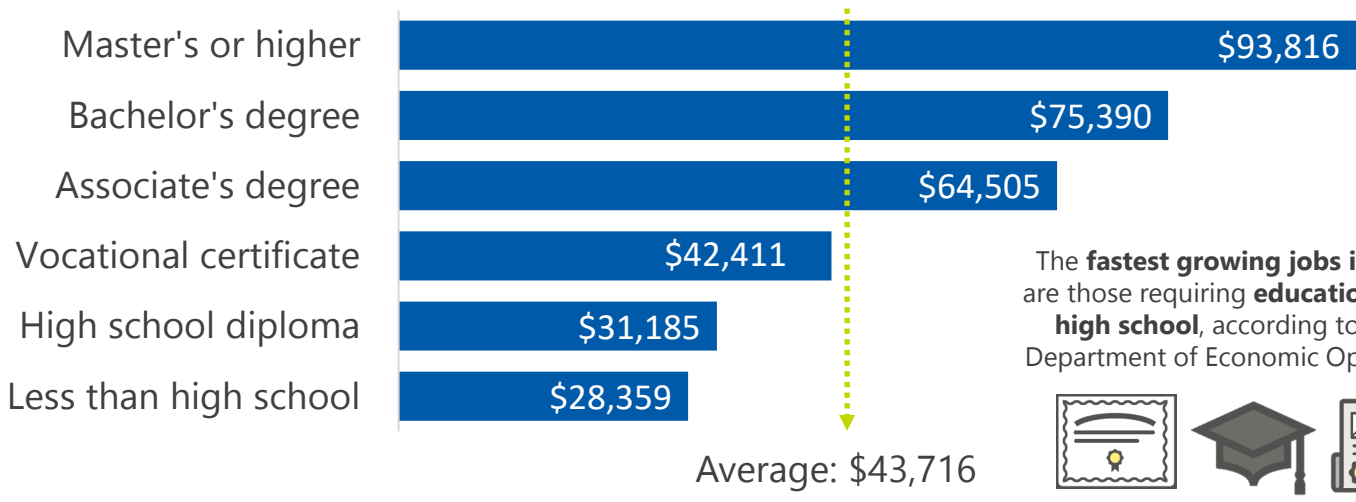
**LEE**  
**36.1%** ↑ 2.2% since 2015  
 ranks 26<sup>th</sup> among all counties in Florida

**REGION**  
**36.4%** ↑ 2.8% since 2014

**FLORIDA\***  
**52.7%** ↑ 5.8% since 2015

\*An estimated **10.5% of Florida residents and 8.1% of U.S. residents hold a workforce-relevant short-term credential**, according to Lumina Foundation. Short-term credential data are not yet available at the county level.

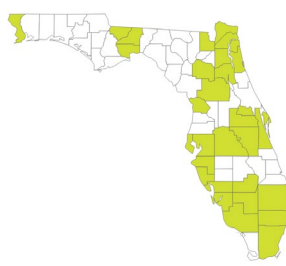
Average wages for local workers by education/training level <sup>2</sup>



The **fastest growing jobs in Florida** are those requiring **education beyond high school**, according to Florida Department of Economic Opportunity.



### Local College Access Networks



Local college access networks (LCANs) are organizations made up of community leaders who come together to create solutions and form partnerships to support local talent development. Currently, 82% of Floridians are supported by an LCAN.

**FutureMakers Coalition**

**FUTUREMAKERS COALITION**

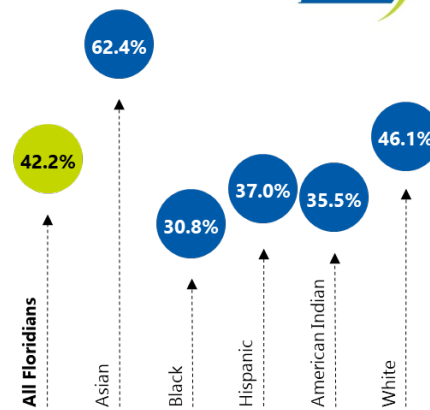
Serves Lee, Collier, Charlotte, Glades, and Hendry Counties  
[www.futuremakerscoalition.com](http://www.futuremakerscoalition.com)

# DEGREE ATTAINMENT PROFILE



## State of Florida

While 42.2% of all Floridians have a 2-year degree or higher, **differences in attainment exist by race and ethnicity...**



### Degree attainment by county & age group<sup>2</sup>

County	25 to 34	25 to 64	County	25 to 34	25 to 64	County	25 to 34	25 to 64
Alachua	59.7%	56.3%	Hardee	14.0%	14.5%	Okeechobee	18.8%	18.6%
Baker	21.4%	23.2%	Hendry	14.6%	16.2%	Orange	51.6%	47.8%
Bay	33.7%	35.4%	Hernando	24.9%	30.0%	Osceola	36.3%	35.6%
Bradford	17.7%	17.1%	Highlands	19.6%	24.5%	Palm Beach	45.0%	46.2%
Brevard	43.9%	44.8%	Hillsborough	46.2%	45.3%	Pasco	38.2%	38.0%
Broward	45.2%	44.5%	Holmes	13.4%	16.3%	Pinellas	44.4%	43.8%
Calhoun	20.8%	15.0%	Indian River	32.7%	37.2%	Polk	30.3%	30.4%
Charlotte	26.6%	31.2%	Jackson	15.4%	19.2%	Putnam	20.4%	19.8%
Citrus	23.1%	27.1%	Jefferson	17.5%	27.6%	Santa Rosa	40.6%	42.8%
Clay	39.3%	38.3%	Lafayette	18.0%	14.8%	Sarasota	37.7%	42.5%
Collier	36.1%	39.4%	Lake	37.9%	36.2%	Seminole	57.2%	56.0%
Columbia	22.2%	25.4%	Lee	33.9%	36.1%	St. Johns	52.2%	55.7%
DeSoto	10.7%	13.4%	Leon	60.0%	56.5%	St. Lucie	31.3%	31.7%
Dixie	14.2%	15.5%	Levy	21.9%	24.2%	Sumter	12.3%	29.3%
Duval	42.8%	41.3%	Liberty	22.7%	18.7%	Suwannee	23.7%	23.4%
Escambia	41.9%	40.4%	Madison	23.9%	24.1%	Taylor	13.4%	17.4%
Flagler	33.5%	33.6%	Manatee	34.0%	37.9%	Union	16.9%	18.3%
Franklin	9.2%	22.9%	Marion	25.2%	28.0%	Volusia	34.6%	36.5%
Gadsden	22.8%	22.8%	Martin	37.4%	45.0%	Wakulla	24.5%	25.8%
Gilchrist	19.5%	25.2%	Miami-Dade	46.3%	42.5%	Walton	31.7%	35.8%
Glades	10.3%	13.5%	Monroe	41.5%	42.4%	Washington	16.3%	17.9%
Gulf	24.0%	27.4%	Nassau	30.5%	36.0%	Florida	42.7%	42.2%
Hamilton	6.3%	11.4%	Okaloosa	43.7%	43.4%	U.S.	45.8%	43.8%

### DATA NOTES

**Front Page** 1. County: High-quality degrees and credentials includes associate’s degrees or higher for residents aged 25-64; U.S. Census Bureau, American Community Survey 5-year estimate, 2019; Florida: High-quality degrees and credentials include postsecondary certificates (after 2014) and associate’s degree or higher for residents aged 25-64; U.S. Census Bureau, American Community Survey 1-year estimate, 2019 and Lumina Foundation Stronger Nation Report. 2. Average Earnings: Florida Department of Economic Opportunity, 2019.

**Back Page:** All data are for Florida residents ages 25 to 64 unless otherwise labeled. 1. Degree attainment by race/ethnicity: U.S. Census Bureau, 2017-19 American Community Survey PUMS file. 3. Degree attainment by county and age: U.S. Census Bureau, 2019 American Community Survey 5-year estimates.

The Florida College Access Network leads the collaborative movement to ensure every Floridian achieves an education beyond high school and a rewarding career. We envision a Florida working together where education is the pathway to economic mobility for all. For more information, visit [www.floridacollegeaccess.org](http://www.floridacollegeaccess.org).

