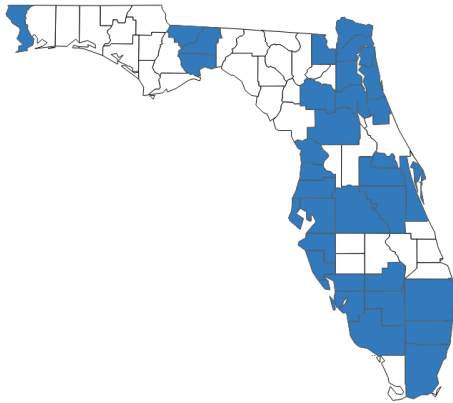


DEGREE ATTAINMENT PROFILE



ASPIRE Capital Region LCAN

Local College Access Networks



Local College Access Networks (LCANs) are organizations made up of community leaders who come together to create solutions and form partnerships to support local talent development. Currently, over 83% of Floridians are supported by an LCAN.



Serving Leon, Gadsden, and Wakulla Counties

<https://www.aspirecapitalregion.com/>

Residents aged 25-64 with a high-quality degree

Leon

57.7%

Increased 1.6% since 2016

County Rank: **3 of 67**

Gadsden

26.3%

Increased 2.3% since 2016

County Rank: **43 of 67**

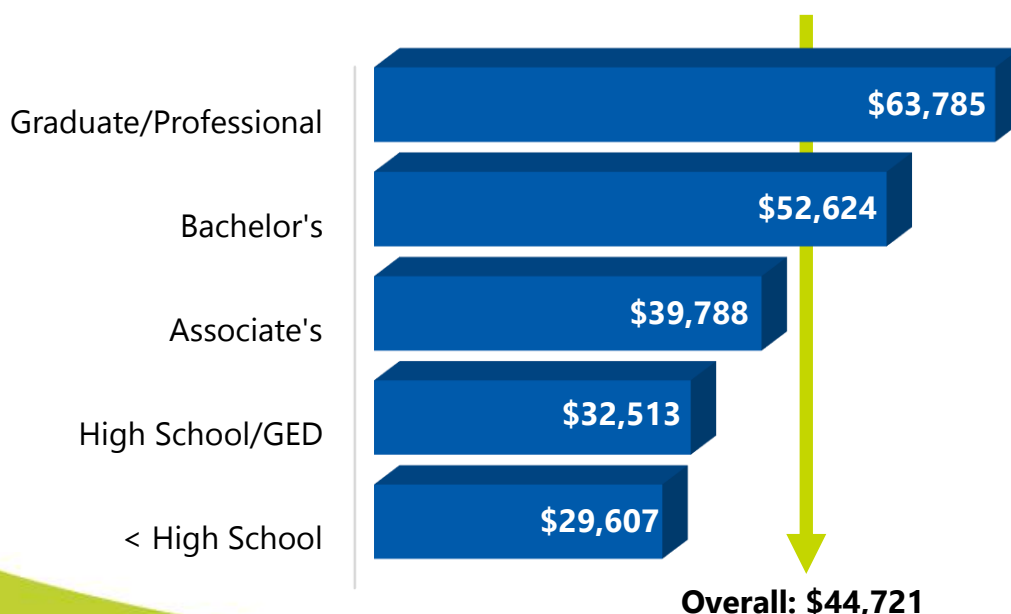
Wakulla

27.1%

Decreased 0.8% since 2016

County Rank: **42 of 67**

Median Earnings by Education/Training Level²



An annual dividend is paid to workers with education beyond a high school diploma or equivalency. In **ASPIRE**, a worker with a bachelor's degree earns **61.9% more per year** than a worker with a high school education.



DEGREE ATTAINMENT PROFILE



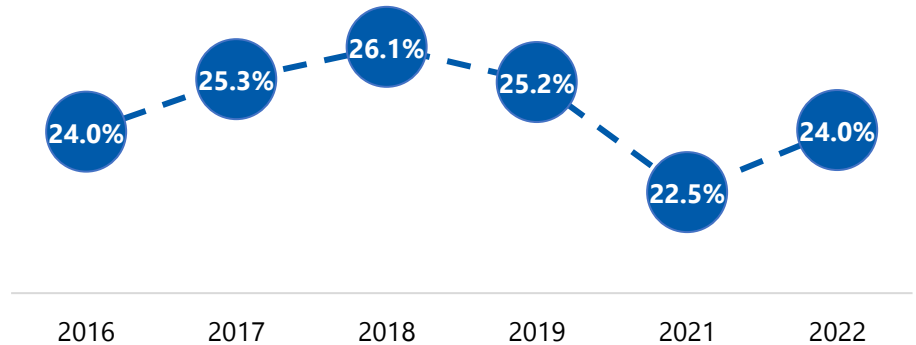
Gadsden County

Residents aged 25-64 with a high-quality degree

26.3%

Increased 2.3% since 2016

County Rank: 43 of 67



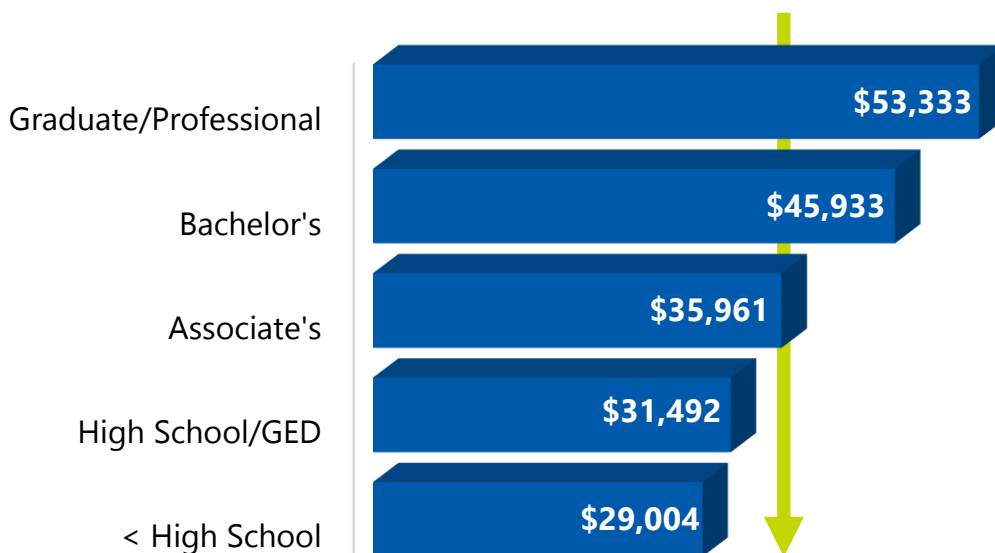
Statewide Rankings, Selected Criteria

Attainment Rate		
Rank	County	AA+
41	Levy	28.4%
42	Wakulla	27.1%
43	Gadsden	26.3%
44	Jefferson	25.7%
45	Columbia	25.5%

Attainment Rate by Population			
Rank	County	Total Pop.	AA+
42	Levy	42,901	28.4%
43	Suwannee	41,625	23.0%
44	Gadsden	40,943	26.3%
45	Jackson	40,504	21.5%
46	Hendry	39,155	19.5%

Percent Living Below Poverty Level			
Rank	County	% Below	AA+
62	Washington	22.7%	18.7%
63	Putnam	22.8%	19.4%
64	Gadsden	25.5%	26.3%
65	DeSoto	26.4%	15.8%
66	Hamilton	26.4%	15.5%

Median Earnings by Education/Training Level



An annual dividend is paid to workers with education beyond a high school diploma or equivalency. In **Gadsden** County, a worker with a bachelor's degree earns **45.9% more per year** than a worker with a high school education.



Overall: \$35,891

DEGREE ATTAINMENT PROFILE



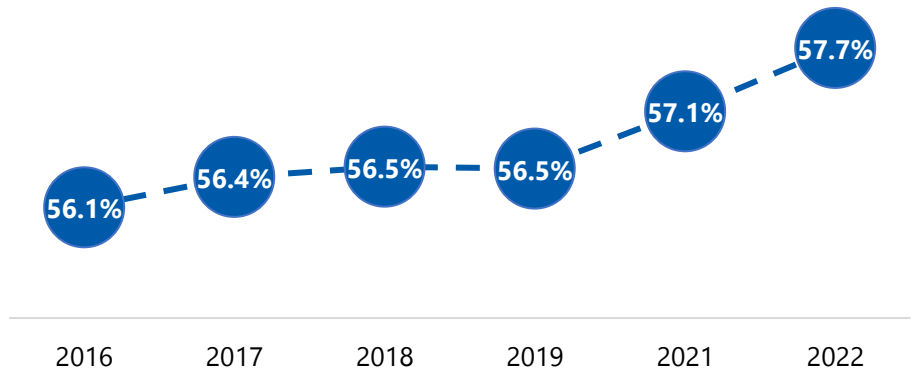
Leon County

Residents aged 25-64 with a high-quality degree

57.7%

Increased 1.6% since 2016

County Rank: 3 of 67



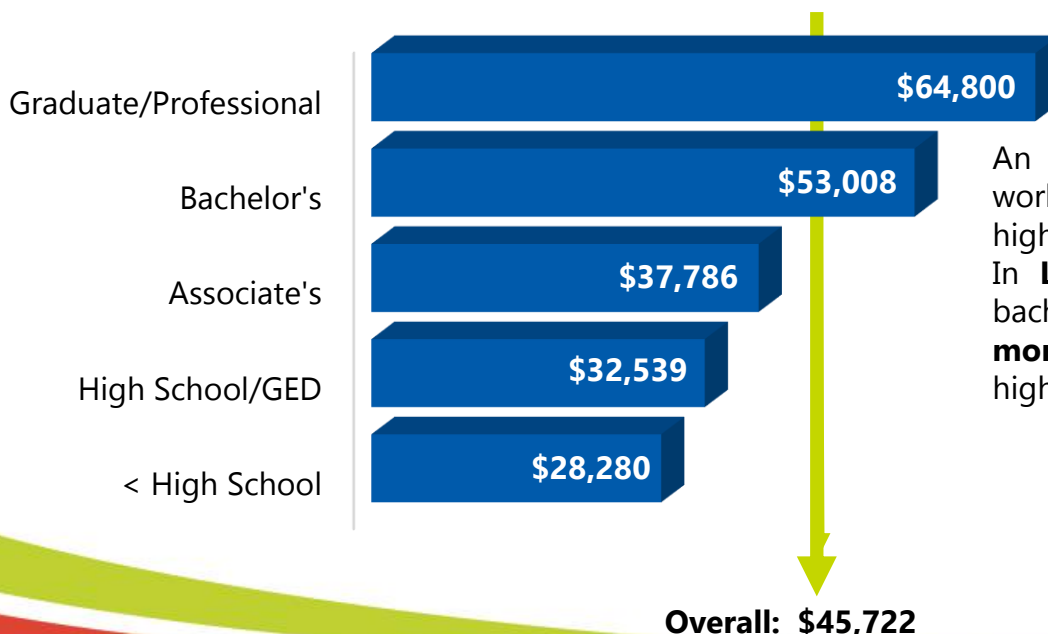
Statewide Rankings, Selected Criteria

Attainment Rate		
Rank	County	AA+
1	Alachua	60.3%
2	St. Johns	58.4%
3	Leon	57.7%
4	Seminole	56.2%
5	Orange	50.7%

Attainment Rate by Population			
Rank	County	Total Pop.	AA+
20	St. Lucie	331,223	36.9%
21	Escambia	302,159	40.3%
22	Leon	277,399	57.7%
23	St. Johns	275,491	58.4%
24	Alachua	262,950	60.3%

Percent Living Below Poverty Level			
Rank	County	% Below	AA+
52	Jackson	19.2%	21.5%
53	Lafayette	19.3%	12.7%
54	Leon	19.4%	57.7%
55	Calhoun	19.9%	15.3%
56	Alachua	20.2%	60.3%

Median Earnings by Education/Training Level



An annual dividend is paid to workers with education beyond a high school diploma or equivalency. In **Leon** County, a worker with a bachelor's degree earns **62.0% more per year** than a worker with a high school education.



DEGREE ATTAINMENT PROFILE



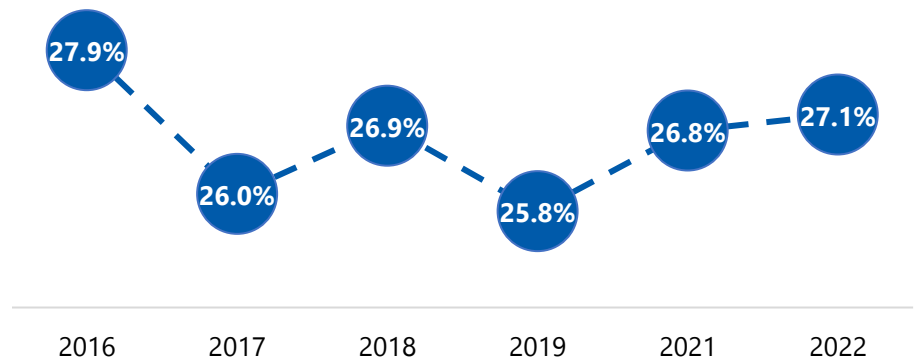
Wakulla County

Residents aged 25-64 with a high-quality degree

27.1%

Decreased 0.8% since 2016

County Rank: 42 of 67



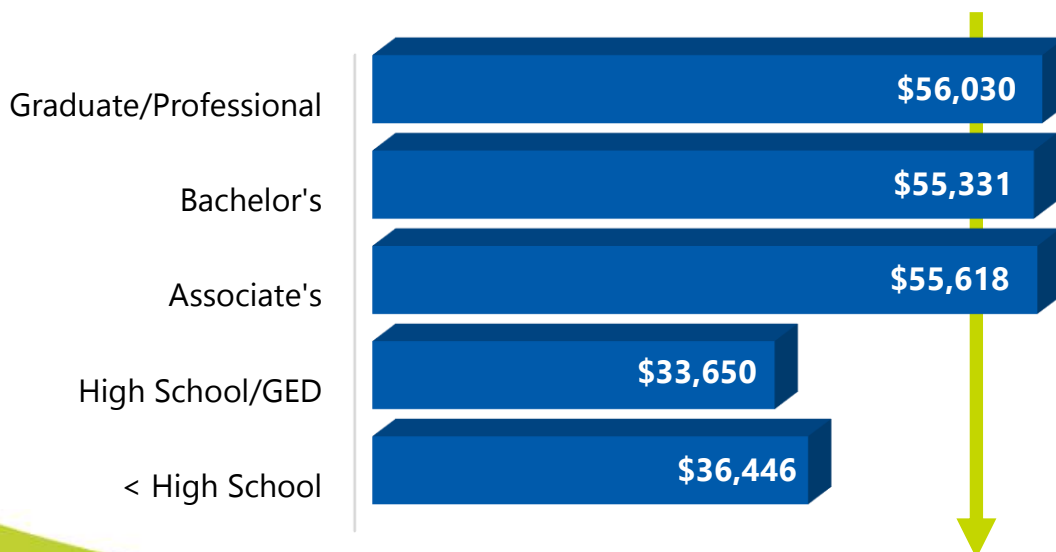
Statewide Rankings, Selected Criteria

Attainment Rate		
Rank	County	AA+
40	Gulf	28.5%
41	Levy	28.4%
42	Wakulla	27.1%
43	Gadsden	26.3%
44	Jefferson	25.7%

Attainment Rate by Population			
Rank	County	Total Pop.	AA+
47	Okeechobee	37,024	25.2%
48	DeSoto	32,594	15.8%
49	Wakulla	30,707	27.1%
50	Baker	24,834	23.3%
51	Bradford	23,937	19.1%

Percent Living Below Poverty Level			
Rank	County	% Below	AA+
1	Wakulla	6.1%	27.1%
2	St. Johns	6.8%	58.4%
3	Sarasota	8.1%	46.4%
4	Santa Rosa	8.9%	44.3%
5	Nassau	9.2%	38.8%

Median Earnings by Education/Training Level



An annual dividend is paid to workers with education beyond a high school diploma or equivalency. In **Wakulla** County, a worker with a bachelor's degree earns **64.4% more per year** than a worker with a high school education.



Overall: \$48,617

DEGREE ATTAINMENT PROFILE

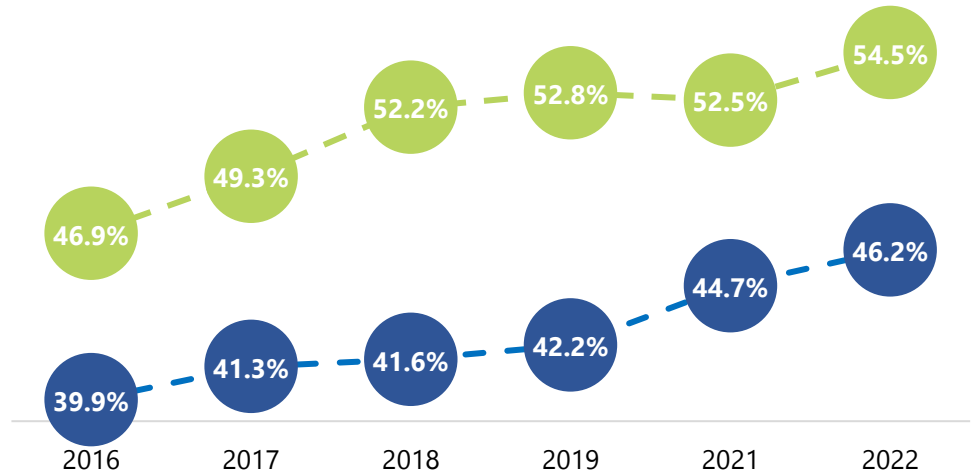


State of Florida

Residents aged 25-64 with a high-quality degree and/or credential

Degrees + Credentials*

54.5%
Increased 7.6% since 2016
U.S. Rank: **24 of 50**



Degree Attainment

46.2%
Increased 6.3% since 2016
U.S. Rank: **28 of 50**

*An estimated 8.3% of Florida residents and 7.8% of U.S. residents hold a workforce-relevant short-term credential, according to the Lumina Foundation. Short-term credential data are not yet available at the county level.

While 46.2% of Floridians possess a two-year degree or higher...

...differences in attainment exist by race and ethnicity.

