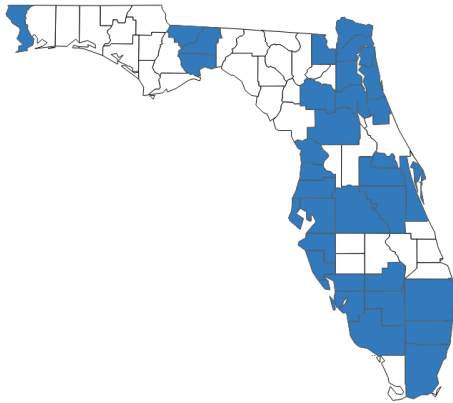


DEGREE ATTAINMENT PROFILE



Earn Up LKAN

Local College Access Networks



Local College Access Networks (LCANs) are organizations made up of community leaders who come together to create solutions and form partnerships to support local talent development. Currently, over 83% of Floridians are supported by an LKAN.



Serving Baker, Clay, Duval, Flagler, Nassau, Putnam, & St. Johns Counties

<https://earnup.org/>

Residents aged 25-64 with a high-quality degree

Baker

23.3%

Increased 1.7% since 2016

County Rank: **49** of 67

Clay

40.5%

Increased 3.3% since 2016

County Rank: **22** of 67

Duval

43.2%

Increased 3.8% since 2016

County Rank: **17** of 67

Flagler

40.3%

Increased 8.3% since 2016

County Rank: **24** of 67

Nassau

38.8%

Increased 6.4% since 2016

County Rank: **29** of 67

Putnam

19.4%

Decreased 0.2% since 2016

County Rank: **57** of 67

St. Johns

58.4%

Increased 4.7% since 2016

County Rank: **2** of 67

DEGREE ATTAINMENT PROFILE



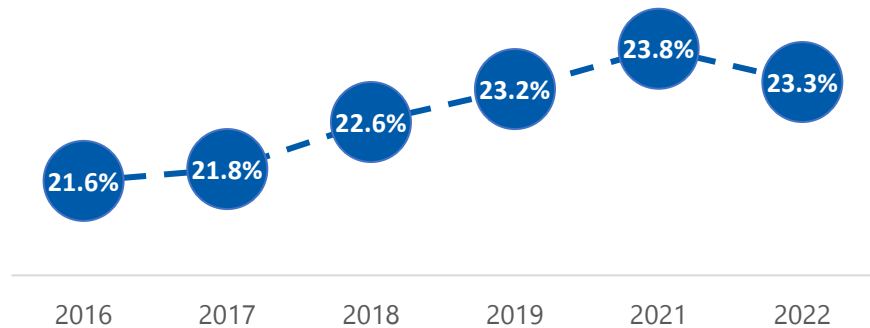
Baker County

Residents aged 25-64 with a high-quality degree

23.3%

Increased 1.7% since 2016

County Rank: 49 of 67



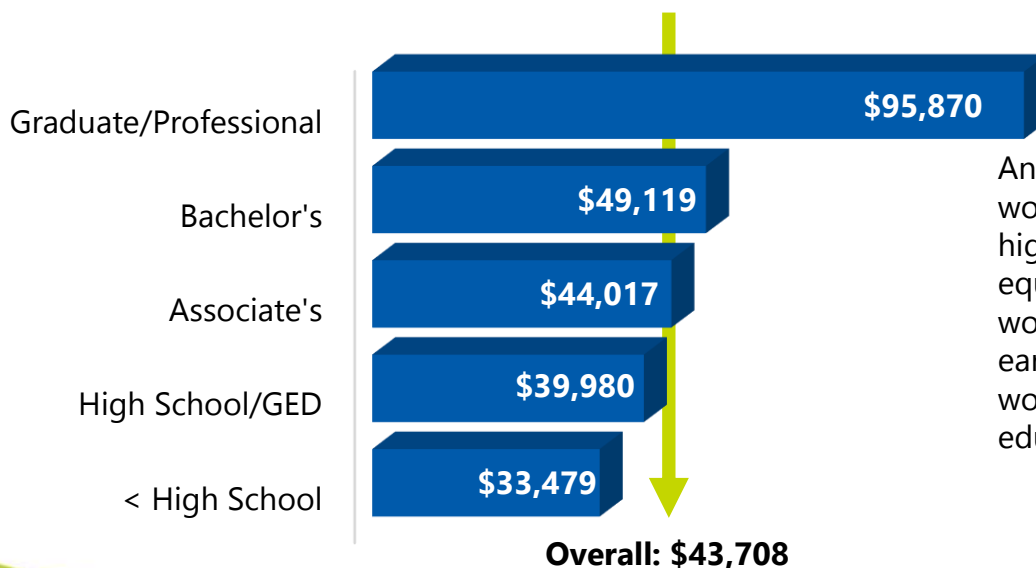
County-by-county comparisons based on selected criteria

Attainment Rate		
Rank	County	AA+
47	Madison	24.8%
48	Gilchrist	24.0%
49	Baker	23.3%
50	Franklin	23.2%
51	Suwannee	23.0%

Attainment Rate by Population			
Rank	County	Total Pop.	AA+
48	DeSoto	32,594	15.8%
49	Wakulla	30,707	27.1%
50	Baker	24,834	23.3%
51	Bradford	23,937	19.1%
52	Hardee	23,639	16.6%

Percent Living Below Poverty Level			
Rank	County	% Below	AA+
32	Orange	13.5%	50.7%
33	Hillsborough	13.7%	48.2%
34	Baker	13.7%	23.3%
35	Duval	14.3%	43.2%
36	Marion	14.4%	32.0%

Median Earnings by Education/Training Level



An annual dividend is paid to workers with education beyond a high school diploma or equivalency. In **Baker** County, a worker with a bachelor's degree earns **22.9% more per year** than a worker with a high school education.



DEGREE ATTAINMENT PROFILE



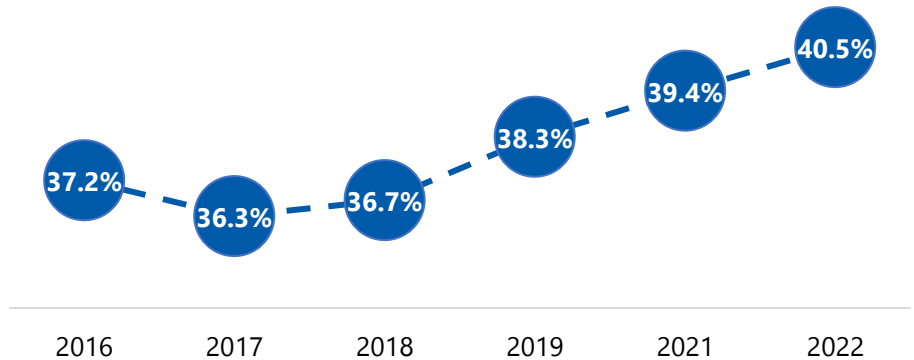
Clay County

Residents aged 25-64 with a high-quality degree

40.5%

Increased 3.3% since 2016

County Rank: 22 of 67



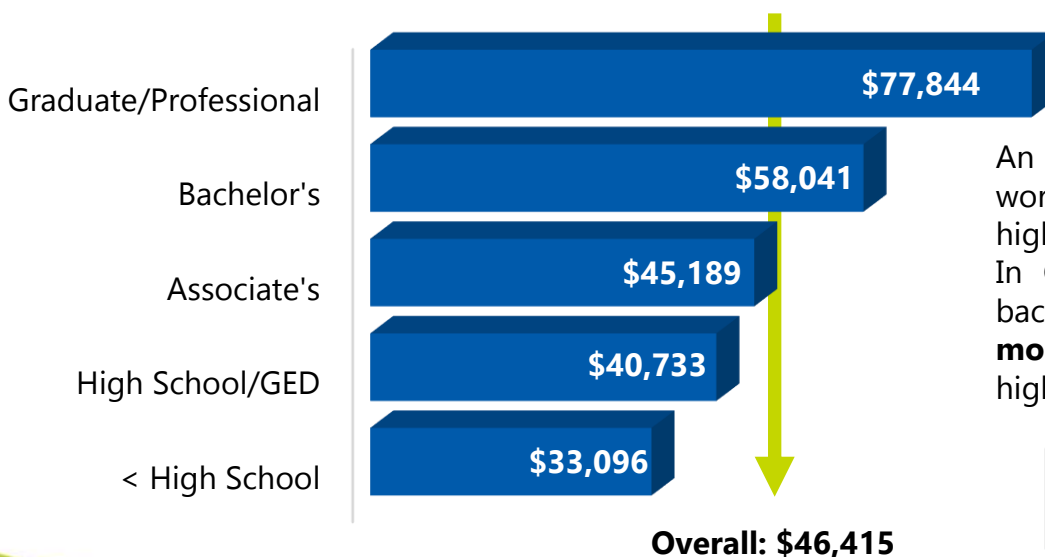
Statewide Rankings, Selected Criteria

Attainment Rate		
Rank	County	AA+
20	Walton	42.2%
21	Manatee	42.0%
22	Clay	40.5%
23	Pasco	40.5%
24	Flagler	40.3%

Attainment Rate by Population			
Rank	County	Total Pop.	AA+
23	St. Johns	275,491	58.4%
24	Alachua	262,950	60.3%
25	Clay	217,314	40.5%
26	Okaloosa	206,301	46.7%
27	Hernando	193,551	32.5%

Percent Living Below Poverty Level			
Rank	County	% Below	AA+
5	Nassau	9.2%	38.8%
6	Sumter	9.3%	31.7%
7	Clay	9.4%	40.5%
8	Seminole	9.6%	44.3%
9	Lake	9.7%	38.6%

Median Earnings by Education/Training Level



An annual dividend is paid to workers with education beyond a high school diploma or equivalency. In **Clay** County, a worker with a bachelor's degree earns **42.5% more per year** than a worker with a high school education.



DEGREE ATTAINMENT PROFILE



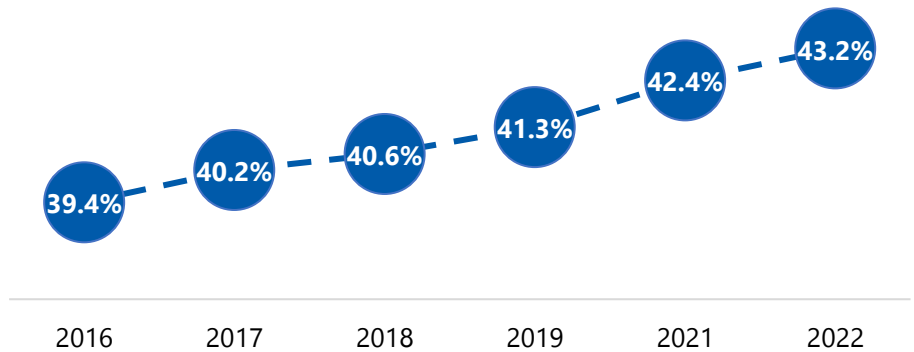
Duval County

Residents aged 25-64 with a high-quality degree

43.2%

Increased 3.8% since 2016

County Rank: 17 of 67



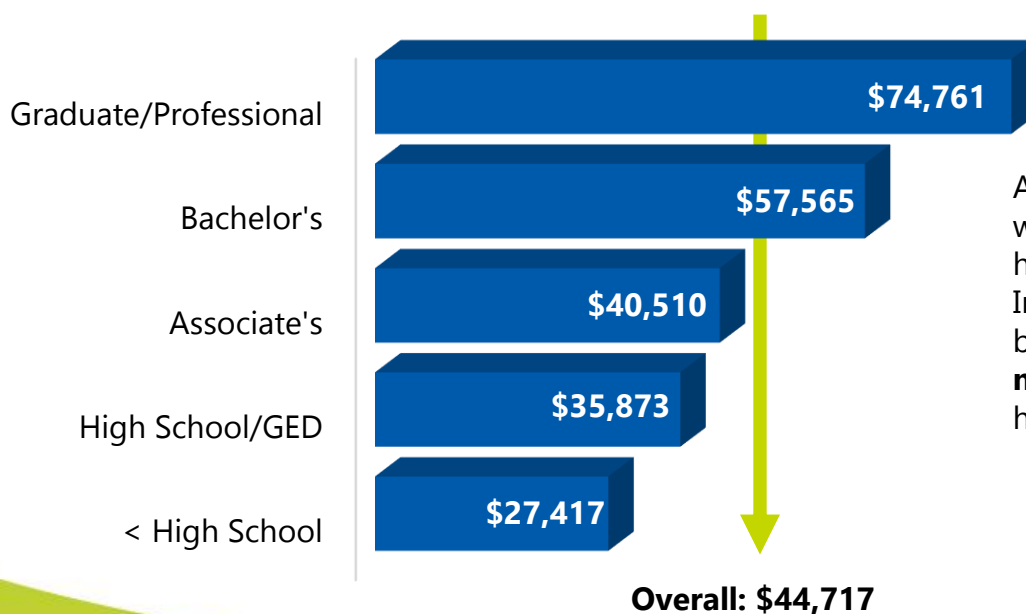
Statewide Rankings, Selected Criteria

Attainment Rate		
Rank	County	AA+
15	Monroe	45.0%
16	Santa Rosa	44.3%
17	Duval	43.2%
18	Collier	42.9%
19	Indian River	42.6%

Attainment Rate by Population			
Rank	County	Total Pop.	AA+
4	Hillsborough	1,443,248	48.2%
5	Orange	1,387,668	50.7%
6	Duval	971,889	43.2%
7	Pinellas	940,492	48.2%
8	Lee	761,814	38.0%

Percent Living Below Poverty Level			
Rank	County	% Below	AA+
33	Hillsborough	13.7%	48.2%
34	Baker	13.7%	23.3%
35	Duval	14.3%	43.2%
36	Marion	14.4%	32.0%
37	Suwannee	14.4%	23.0%

Median Earnings by Education/Training Level



An annual dividend is paid to workers with education beyond a high school diploma or equivalency. In **Duval** County, a worker with a bachelor's degree earns **60.5% more per year** than a worker with a high school education.



DEGREE ATTAINMENT PROFILE



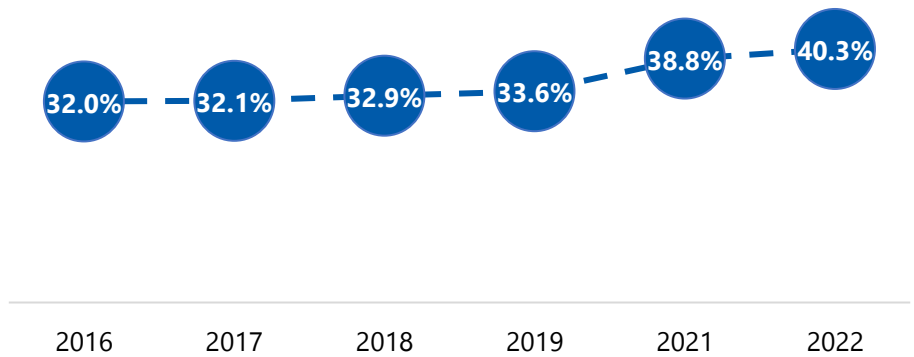
Flagler County

Residents aged 25-64 with a high-quality degree

40.3%

Increased 8.3% since 2016

County Rank: 24 of 67



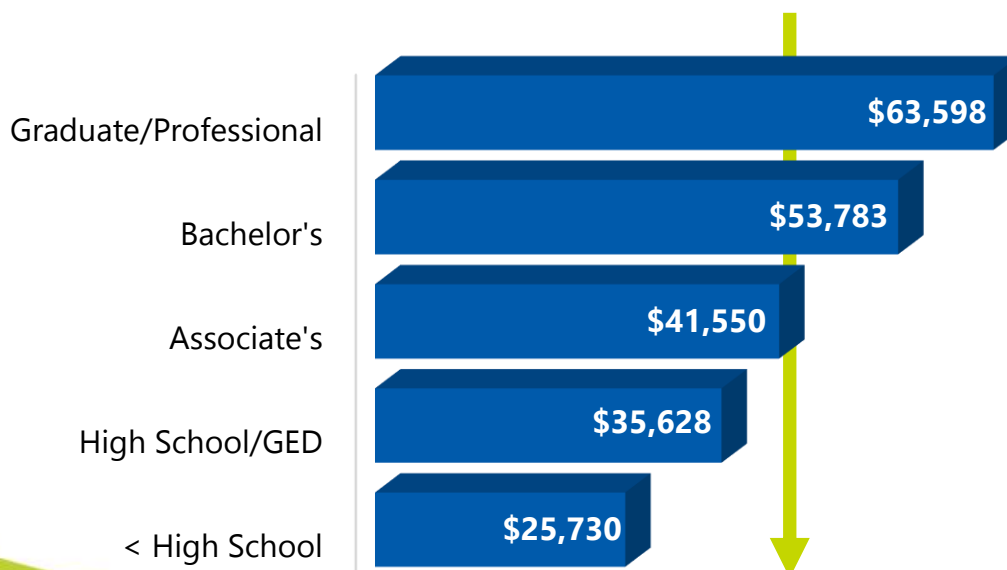
Statewide Rankings, Selected Criteria

Attainment Rate		
Rank	County	AA+
22	Clay	40.5%
23	Pasco	40.5%
24	Flagler	40.3%
25	Escambia	40.3%
26	Volusia	40.0%

Attainment Rate by Population			
Rank	County	Total Pop.	AA+
33	Citrus	152,199	29.3%
34	Sumter	123,545	31.7%
35	Flagler	116,442	40.3%
36	Highlands	100,690	28.6%
37	Nassau	90,614	38.8%

Percent Living Below Poverty Level			
Rank	County	% Below	AA+
8	Seminole	9.6%	44.3%
9	Lake	9.7%	38.6%
10	Flagler	9.8%	40.3%
11	Brevard	10.1%	47.7%
12	Manatee	10.2%	42.0%

Median Earnings by Education/Training Level



An annual dividend is paid to workers with education beyond a high school diploma or equivalency. In **Flagler** County, a worker with a bachelor's degree earns **51.0% more per year** than a worker with a high school education.



Overall: \$42,162

DEGREE ATTAINMENT PROFILE



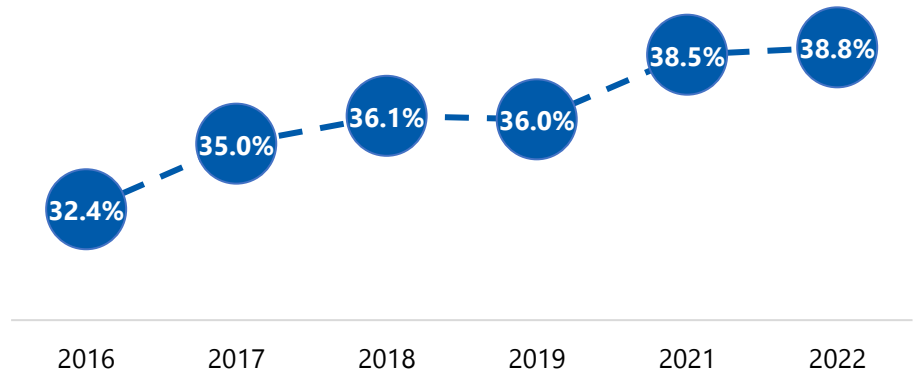
Nassau County

Residents aged 25-64 with a high-quality degree

38.8%

Increased 6.4% since 2016

County Rank: 29 of 67



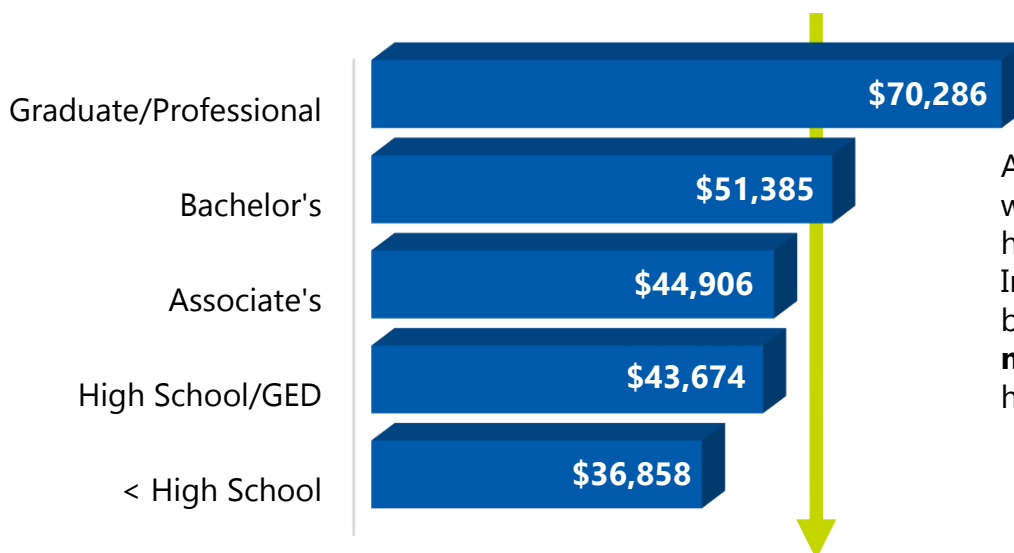
Statewide Rankings, Selected Criteria

Attainment Rate		
Rank	County	AA+
27	Osceola	39.9%
28	Bay	39.5%
29	Nassau	38.8%
30	Lake	38.6%
31	Lee	38.0%

Attainment Rate by Population			
Rank	County	Total Pop.	AA+
35	Flagler	116,442	40.3%
36	Highlands	100,690	28.6%
37	Nassau	90,614	38.8%
38	Monroe	80,988	45.0%
39	Walton	74,880	42.2%

Percent Living Below Poverty Level			
Rank	County	% Below	AA+
3	Sarasota	8.1%	36.9%
4	Santa Rosa	8.9%	58.4%
5	Nassau	9.2%	38.8%
6	Sumter	9.3%	31.7%
7	Clay	9.4%	40.5%

Median Earnings by Education/Training Level



An annual dividend is paid to workers with education beyond a high school diploma or equivalency. In **Nassau** County, a worker with a bachelor's degree earns **17.7% more per year** than a worker with a high school education.



Overall: \$46,671

DEGREE ATTAINMENT PROFILE



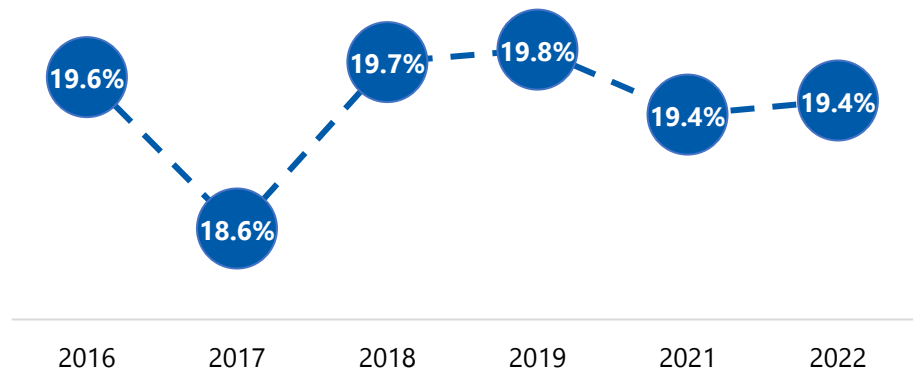
Putnam County

Residents aged 25-64 with a high-quality degree

19.4%

Decreased 0.2% since 2016

County Rank: 57 of 67



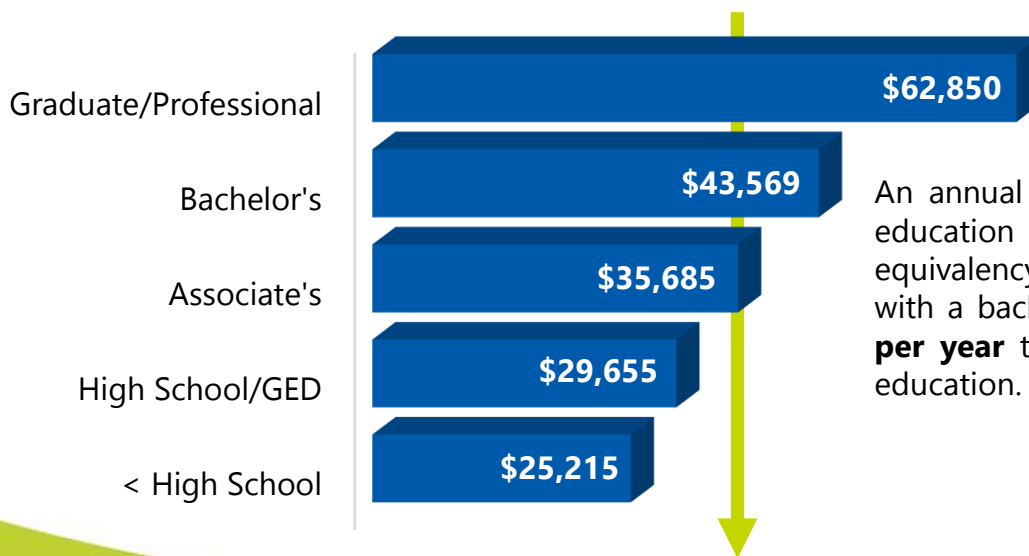
Statewide Rankings, Selected Criteria

Attainment Rate		
Rank	County	AA+
55	Union	19.9%
56	Hendry	19.5%
57	Putnam	19.4%
58	Bradford	19.1%
59	Washington	18.7%

Attainment Rate by Population			
Rank	County	Total Pop.	AA+
38	Monroe	80,988	45.0%
39	Walton	74,880	42.2%
40	Putnam	72,237	19.4%
41	Columbia	65,004	25.5%
42	Levy	42,901	28.4%

Percent Living Below Poverty Level			
Rank	County	% Below	AA+
61	Madison	22.4%	24.8%
62	Washington	22.7%	18.7%
63	Putnam	22.8%	19.4%
64	Gadsden	25.5%	26.3%
65	DeSoto	26.4%	15.8%

Median Earnings by Education/Training Level



An annual dividend is paid to workers with education beyond a high school diploma or equivalency. In **Putnam** County, a worker with a bachelor's degree earns **46.9% more per year** than a worker with a high school education.



Overall: \$33,192

DEGREE ATTAINMENT PROFILE



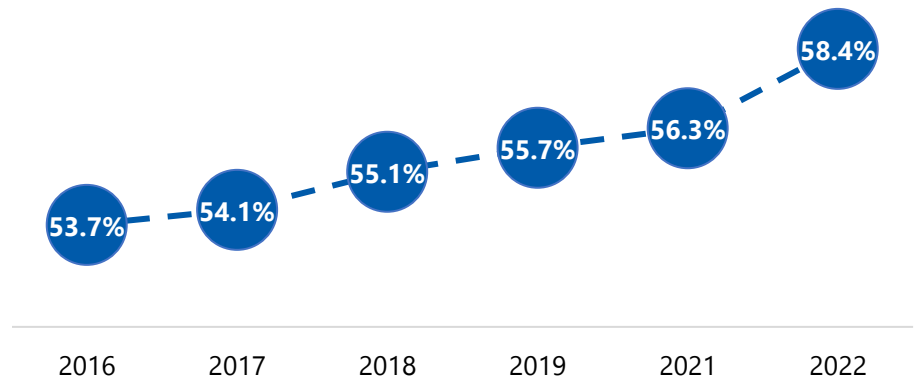
St. Johns County

Residents aged 25-64 with a high-quality degree

58.4%

Increased 4.7% since 2016

County Rank: 2 of 67



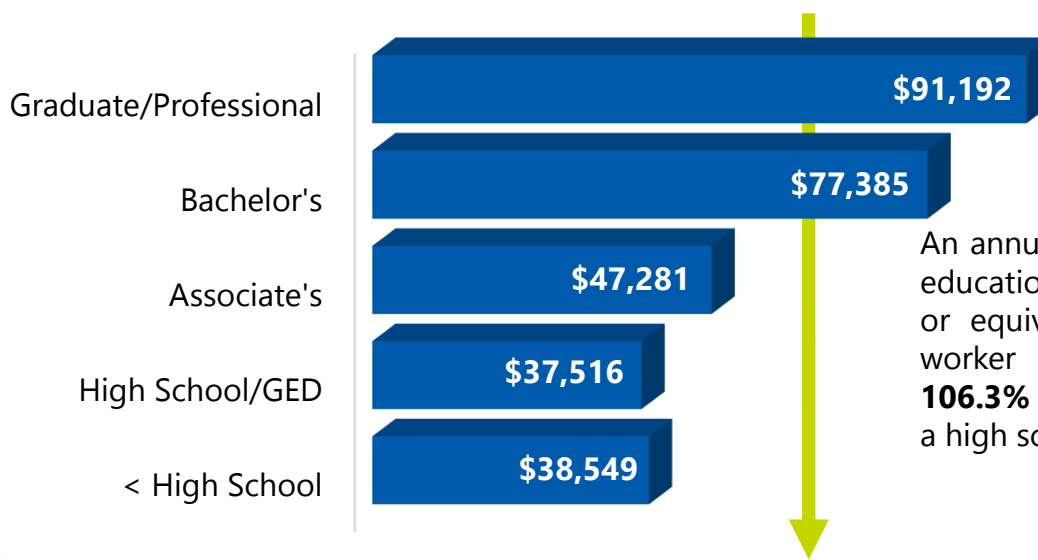
Statewide Rankings, Selected Criteria

Attainment Rate		
Rank	County	AA+
1	Alachua	60.3%
2	St. Johns	58.4%
3	Leon	57.7%
4	Seminole	56.2%
5	Orange	50.7%

Attainment Rate by Population			
Rank	County	Total Pop.	AA+
21	Escambia	302,159	40.3%
22	Leon	277,399	57.7%
23	St. Johns	275,491	58.4%
24	Alachua	262,950	60.3%
25	Clay	217,314	40.5%

Percent Living Below Poverty Level			
Rank	County	% Below	AA+
1	Wakulla	6.1%	27.1%
2	St. Johns	6.8%	58.4%
3	Sarasota	8.1%	46.4%
4	Santa Rosa	8.9%	44.3%
5	Nassau	9.2%	38.8%

Median Earnings by Education/Training Level



An annual dividend is paid to workers with education beyond a high school diploma or equivalency. In **St. Johns** County, a worker with a bachelor's degree earns **106.3% more per year** than a worker with a high school education.



Overall: \$56,977

DEGREE ATTAINMENT PROFILE

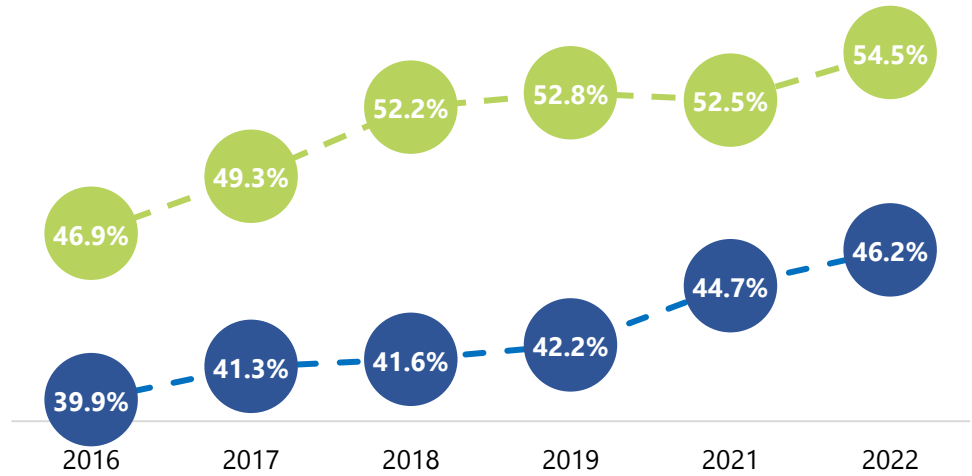


State of Florida

Residents aged 25-64 with a high-quality degree and/or credential

Degrees + Credentials*

54.5%
Increased 7.6% since 2016
U.S. Rank: **24 of 50**



Degree Attainment

46.2%
Increased 6.3% since 2016
U.S. Rank: **28 of 50**

*An estimated 8.3% of Florida residents and 7.8% of U.S. residents hold a workforce-relevant short-term credential, according to the Lumina Foundation. Short-term credential data are not yet available at the county level.

While 46.2% of Floridians possess a two-year degree or higher...

...differences in attainment exist by race and ethnicity.

